

**FY 2024**  
**General Fund Analysis and**  
**Treasurer's Monthly Reports**  
**September 16, 2024**



**For the Month Ending**  
**August 31, 2024**

**Prepared by:**  
**Karen Ervin**  
**Treasurer/CFO**

# SECTION I

Five Year Forecast (May 31, 2024)

General Fund Variance Analysis: Cash, Revenue, & Expenditure



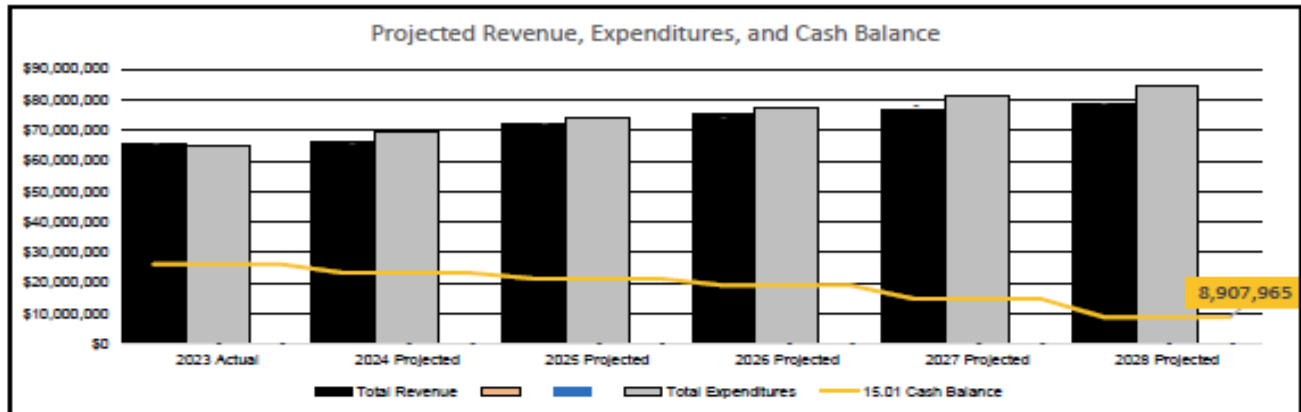
# Five-Year Forecast (FY 2024 - FY 2028)

## LEBANON CITY SCHOOL DISTRICT – WARREN COUNTY

May, 2024

### Forecast Summary

Lebanon City School District



Note: Cash balance (Line 7.020) plus any existing levy modeled as renewed or new during the forecast.

Financial Forecast	Fiscal Year 2024	Fiscal Year 2025	Fiscal Year 2026	Fiscal Year 2027	Fiscal Year 2028
Beginning Balance (Line 7.010) Plus Renewal/New Levies Modeled	26,220,438	23,372,518	21,474,987	19,296,648	14,936,379
+ Revenue	66,441,977	72,058,943	75,584,335	76,912,519	78,487,872
+ Proposed Renew/Replacement Levies	-	-	-	-	-
+ Proposed New Levies	-	-	-	-	-
- Expenditures	(69,289,898)	(73,956,474)	(77,762,673)	(81,272,788)	(84,516,287)
= Revenue Surplus or Deficit	(2,847,921)	(1,897,531)	(2,178,338)	(4,360,269)	(6,028,415)
Line 7.020 Ending Balance with renewals/new levies	23,372,518	21,474,987	19,296,648	14,936,379	8,907,965

Analysis Without Renewal Levies Included:	Fiscal Year 2024	Fiscal Year 2025	Fiscal Year 2026	Fiscal Year 2027	Fiscal Year 2028
Revenue Surplus or Deficit w/o Levies	(2,847,921)	(1,897,531)	(2,178,338)	(4,360,269)	(6,028,415)
Ending Balance w/o Levies	23,372,518	21,474,987	19,296,648	14,936,379	8,907,965

In FY 2024 a revenue shortfall is expected. This means that expenditures are expected to be greater than revenue by \$2,847,921 in FY 2024. By the last year of the forecast, FY 2028, the district is expected to have a revenue shortfall where expenditures are projected to be greater than revenue by \$6,028,415. The district would need to cut its FY 2028 projected expenses by 7.13% in order to balance its budget without additional revenue.

The district's cash balance is positive at year-end in FY 2024 and is projected to worsen by FY 2028. A worsening cash balance can erode the district's financial stability over time.

Ohio adopted the Fair School Funding Plan (FSFP) in FY 2022. The plan was continued with increasing phase-in of the formula results. In FY 2024 the per pupil base cost calculations were updated from FY 2018 cost data to FY 2022. For Lebanon City School District the calculated Base Cost total is \$40,509,356 in FY 2024. The state's share of the calculated Base Cost total is \$10,626,819 or \$2,171 per pupil.

## COMPARISON OF CASH BALANCES

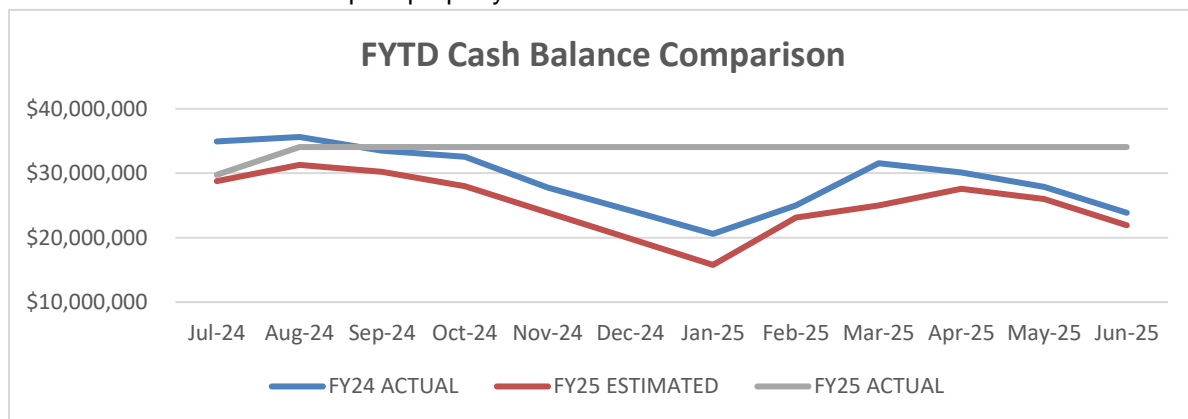
### August 31, 2024

Actual Cash Balance		\$34,067,702
Estimated Cash Balance		\$31,293,680
Variance From Estimate	OVER	\$2,774,023
Percent Variance From Estimate	OVER	8.86%
Previous Year Cash Balance		\$35,630,422

Current Encumbrances		\$4,580,425
Current Unencumbered Cash Balance		\$29,487,277
Current Days of Operating Cash (based on Unencumbered Cash Balance)		145.53
Estimated Fiscal Year End Days of Operating Cash		108.29
Minimum General Fund Cash Balance Threshold per Fiscal Policy		36.50
Future Goal for General Fund Cash Balance per Fiscal Policy		120.00

**DESCRIPTION:** General Fund cash balance as projected on 5-year financial forecast. Actual cash balance to determine number of days of operating cash.

**COMMENTS:** Cash balance is trending higher than the forecast. This is primarily related to a lower actual expense noted for wages (related to unpaid supplementals) and a higher actual receipt of property tax advances.

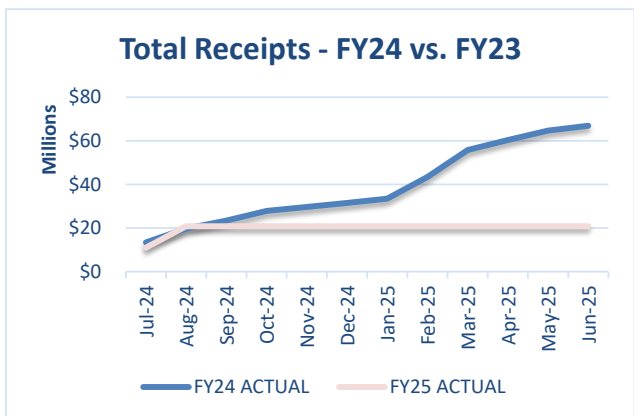
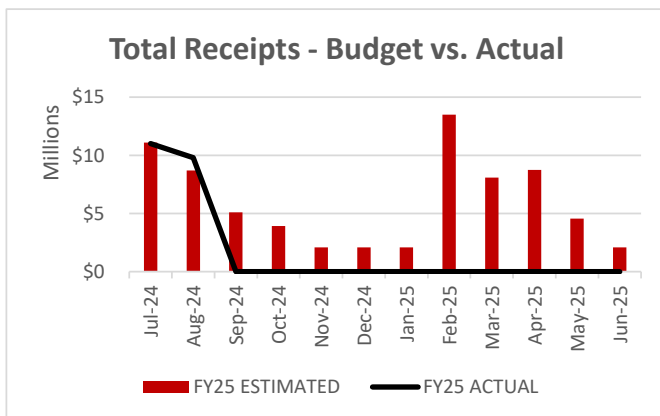


## COMPARISON OF TOTAL RECEIPTS August 31, 2024

	Monthly	Fiscal Year 2025 Year-to-Date
Actual Receipts	\$9,804,628	\$20,812,180
Estimated Receipts	\$8,690,084	\$19,780,168
Variance From Estimate	OVER	OVER
	\$1,114,543	\$1,032,011
Variance From Estimate	OVER	OVER
	12.83%	5.22%
Actual Prior Year	\$6,272,073	\$19,678,811
Total Fiscal Year 2025 Estimate		\$72,058,950
Percent Of Total Estimate Received		28.88%
Percent Of Budget Year Completed	2 month(s)	16.67%

**DESCRIPTION:** This category consists of all General Fund revenues contained within this report.

**COMMENTS:** Total receipts are trending higher than the forecast because we have received more in property tax advances this year than we did last year at the same time.



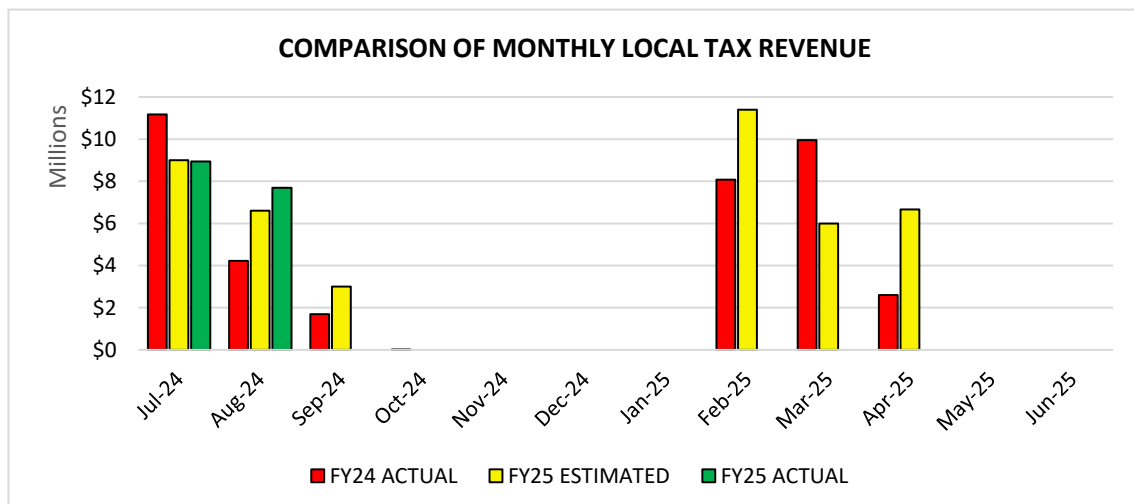
## COMPARISON OF LOCAL TAXES

### August 31, 2024

		Monthly		Fiscal Year 2025 Year-to-Date
Actual Tax Receipts		\$7,691,000		\$16,629,000
Estimated Tax Receipts		\$6,600,000		\$15,600,000
Variance From Estimate	OVER	\$1,091,000	OVER	\$1,029,000
Variance From Estimate	OVER	16.53%	OVER	6.60%
Actual Prior Year		\$4,228,000		\$15,402,000
Total Fiscal Year 2025 Estimate				\$42,658,339
Percent Of Total Estimate Received				38.98%
Percent Of Budget Year Completed		2 month(s)		16.67%

**DESCRIPTION:** This category consists of real and personal property taxes. Real property taxes are received in September and April with advances being available the two months prior to settlement. Personal Property taxes are received in October and June.

**COMMENTS:** Total receipts are trending higher than the forecast. Property tax advances are received during July and August, and our "catch-up" payment for actual property tax receipts occurs in September. We base our estimated receipts on the timing that occurred last year, even though timing can vary from year to year. We will monitor September revenues to see if the total received during this period is similar to last year.

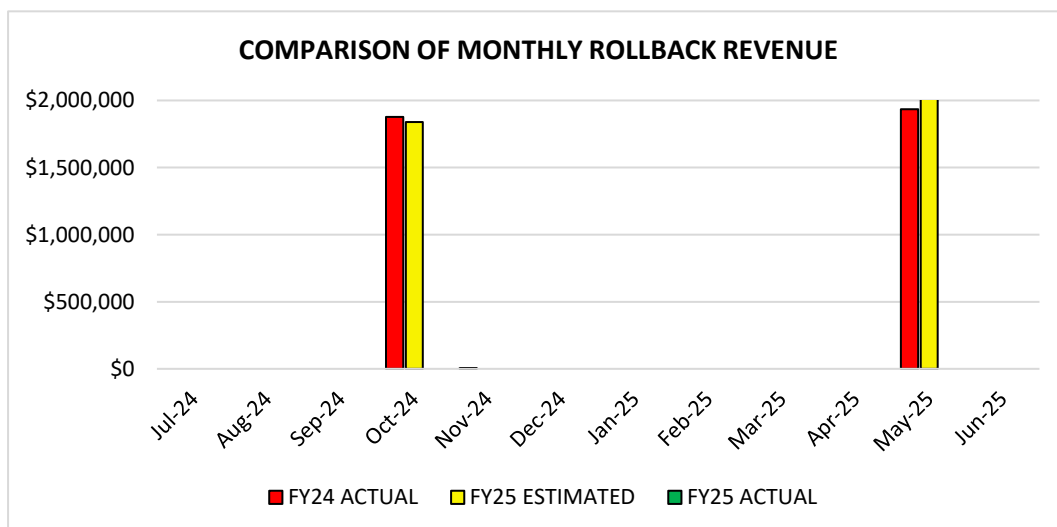


## COMPARISON OF STATE ROLLBACK August 31, 2024

	<u>Monthly</u>		<u>Fiscal Year 2025 Year-to-Date</u>	
Actual State Receipts		\$0		\$0
Estimated State Receipts		\$0		\$0
Variance From Estimate	OVER	\$0	OVER	\$0
Variance From Estimate	OVER	#DIV/0!	OVER	#DIV/0!
Actual Prior Year		\$0		\$0
Total Fiscal Year 2025 Estimate				\$4,319,598
Percent Of Total Estimate Received				0.00%
Percent Of Budget Year Completed		2 month(s)		16.67%

**DESCRIPTION:** This category consists of homestead/rollback and \$10,000 exemptions received once for the \$10,000 exemption. Rollback is paid by the State of Ohio around November and May.

**COMMENTS:** Total receipts are trending in line with the forecast.

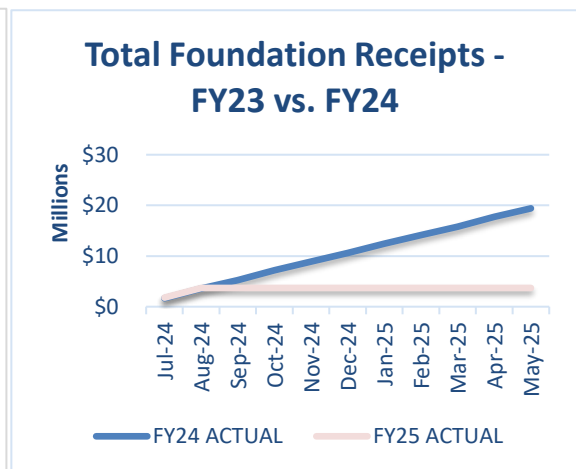
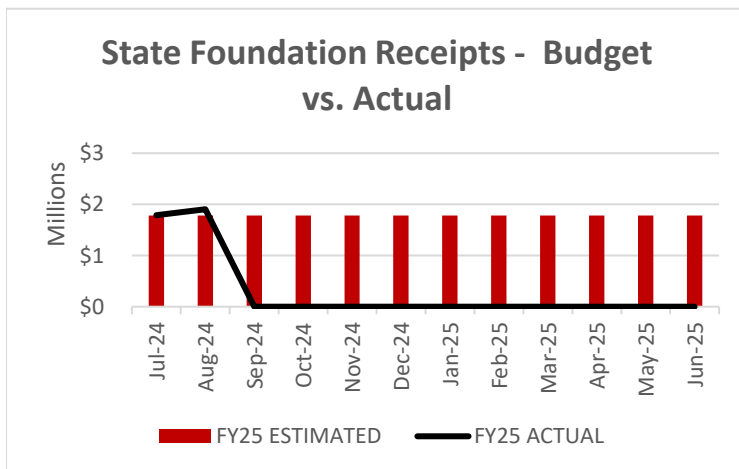


## COMPARISON OF STATE FOUNDATION August 31, 2024

	<u>Monthly</u>	<u>Fiscal Year 2025 Year-to-Date</u>
Actual State Receipts	\$1,904,542	\$3,691,299
Estimated State Receipts	\$1,782,875	\$3,565,750
Variance From Estimate	OVER	OVER
	\$121,667	\$125,549
Variance From Estimate	OVER	OVER
	6.82%	3.52%
Actual Prior Year	\$1,919,773	\$3,579,034
Total Fiscal Year 2025 Estimate		\$21,394,504
Percent Of Total Estimate Received		17.25%
Percent Of Budget Year Completed	2 month(s)	16.67%

**DESCRIPTION:** This category consists of unrestricted and restricted state aid.

**COMMENTS:** Total receipts are trending higher than the forecast. This will be an area that we update in the November forecast as property values and number of pupils directly impacts this funding source.





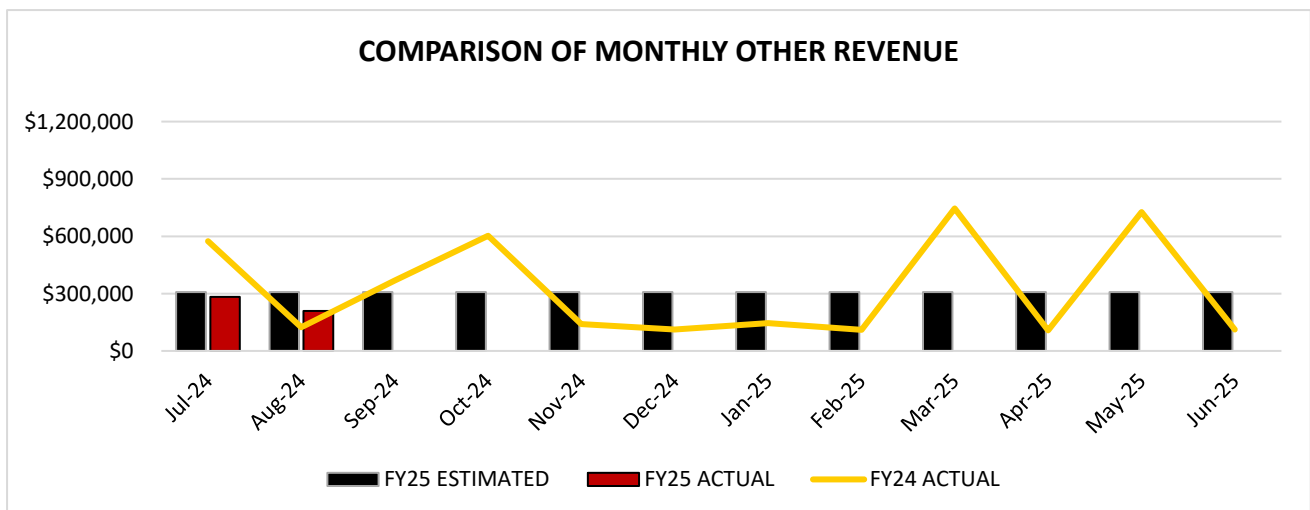
## COMPARISON OF OTHER REVENUES

### August 31, 2024

		<u>Monthly</u>		<u>Fiscal Year 2025 Year-to-Date</u>
Actual Other Receipts		\$209,086		\$491,880
Estimated Other Receipts		\$307,209		\$614,418
Variance From Estimate	UNDER	(\$98,123)	UNDER	(\$122,538)
Variance From Estimate	UNDER	-31.94%	UNDER	-19.94%
Actual Prior Year		\$124,300		\$697,777
Total Fiscal Year 2025 Estimate				\$3,686,509
Percent Of Total Estimate Received				13.34%
Percent Of Budget Year Completed		2 month(s)		16.67%

**DESCRIPTION:** This category consists of advances-in, transfers-in, notes received, other state sources, tuition, rent, sale of assets, and other miscellaneous revenues.

**COMMENTS:** Total receipts are trending less than the forecast. This type of revenue is received sporadically, so we expect to receive it later in the fiscal year.

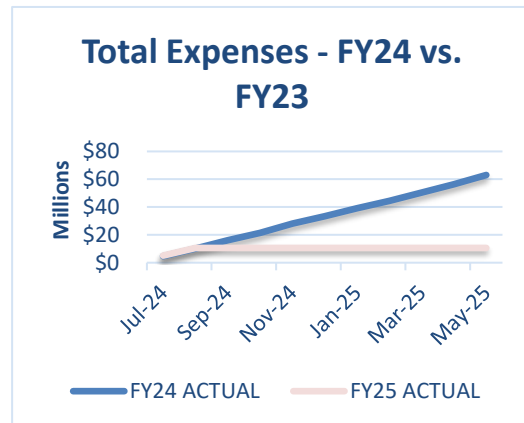
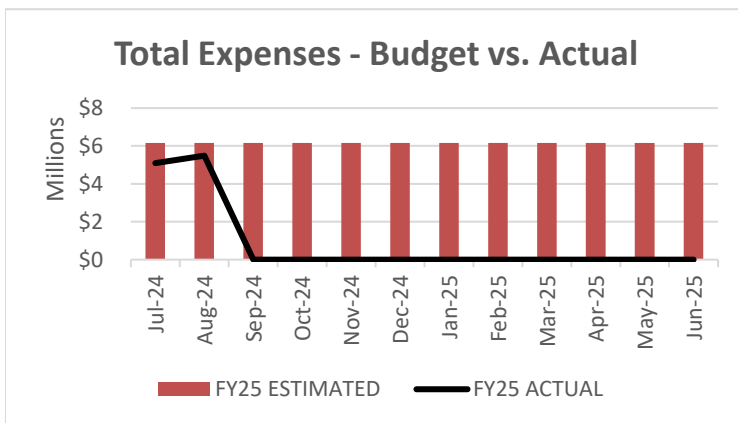


## COMPARISON OF TOTAL EXPENDITURES August 31, 2024

	<u>Monthly</u>	<u>Fiscal Year 2025 Year-to-Date</u>
Actual Expenditures	\$5,490,269	\$10,584,067
Estimated Expenditures	\$6,163,039	\$12,326,078
Variance From Estimate	UNDER (\$672,770)	UNDER (\$1,742,011)
Variance From Estimate	UNDER -10.92%	UNDER -14.13%
Actual Prior Year	\$5,588,023	\$10,268,827
Total Fiscal Year 2025 Estimate		\$73,956,474
Percent Of Total Estimate Spent		14.31%
Percent Of Budget Year Completed	2 month(s)	16.67%

**DESCRIPTION:** This category consists of all expenditures contained within this report.

**COMMENTS:** FYTD expenditures are trending less than the forecast.



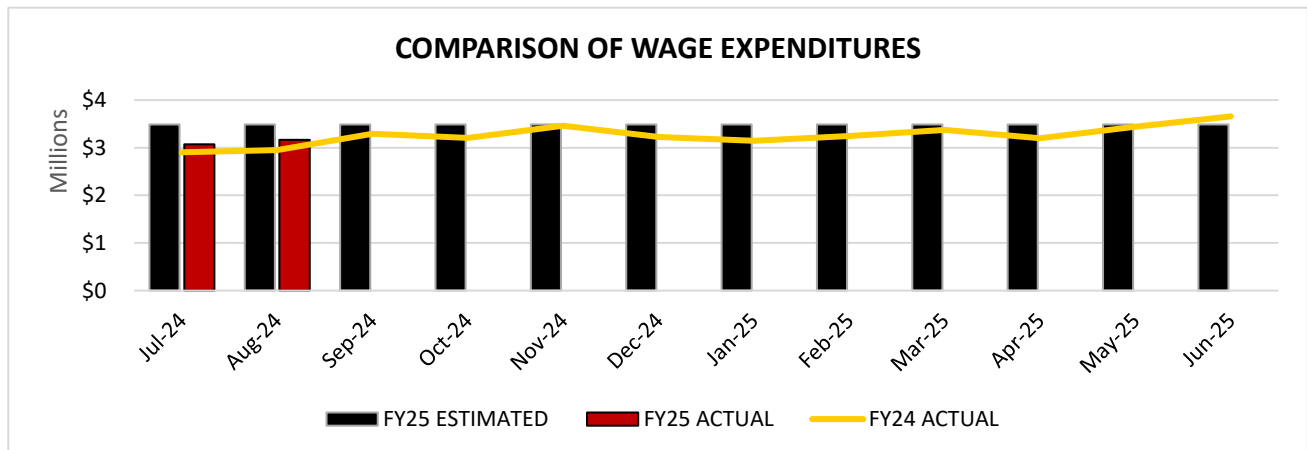
## COMPARISON OF WAGE EXPENDITURES

### August 31, 2024

		<u>Monthly</u>		<u>Fiscal Year 2025 Year-to-Date</u>
Actual Wage Expenditures		\$3,167,661		\$6,242,115
Estimated Wage Expenditures		\$3,490,596		\$6,981,192
Variance From Estimate	UNDER	(\$322,935)	UNDER	(\$739,077)
Variance From Estimate	UNDER	-9.25%	UNDER	-10.59%
Actual Prior Year		\$2,949,764		\$5,853,437
Total Fiscal Year 2025 Estimate				\$41,887,150
Percent Of Total Estimate Spent				14.90%
Percent Of Budget Year Completed		2 month(s)		16.67%
Percent of Wage Expenditures to Revenues				29.99%
Percent of Wage Expenditures to Total Expenditures				58.98%
Total Percent of Wages & Fringes to Expenditures				84.31%

**DESCRIPTION:** This category consists of regular wages, substitute wages, and supplementals, etc.

**COMMENTS:** FYTD expenditures are trending less than the forecast. Supplemental wages are paid out in September, so this should help even out the percentage difference.



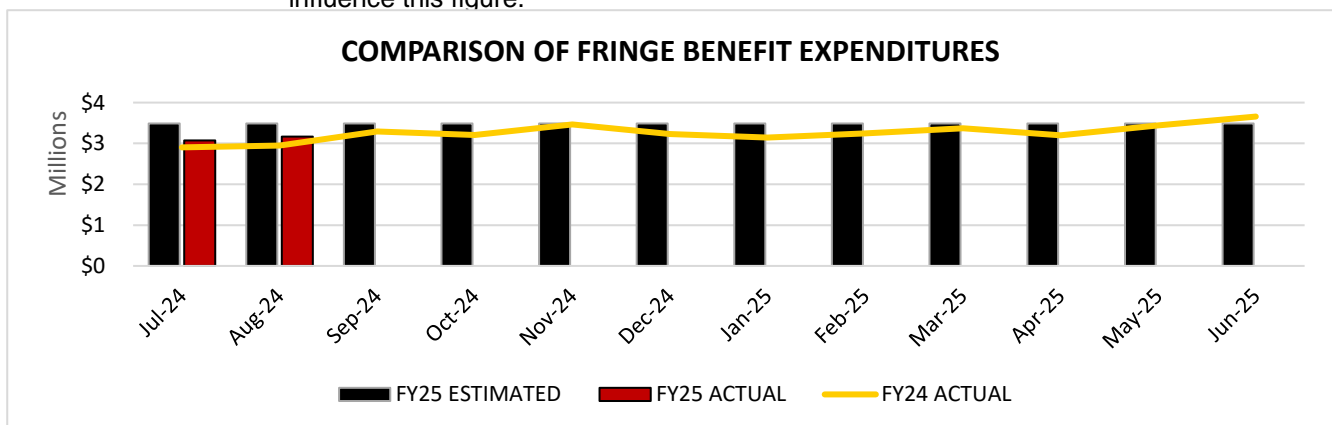
## COMPARISON OF FRINGE BENEFIT EXPENDITURES

### August 31, 2024

		<u>Monthly</u>		<u>Fiscal Year 2025 Year-to-Date</u>
Actual Fringe Benefit Expenditures		\$1,272,086		\$2,680,941
Estimated Fringe Benefit Expenditures		\$1,437,559		\$2,875,118
Variance From Estimate	UNDER	(\$165,473)	UNDER	(\$194,177)
Variance From Estimate	UNDER	-11.51%	UNDER	-6.75%
Actual Prior Year		\$1,239,104		\$2,594,814
Total Fiscal Year 2025 Estimate				\$17,250,709
Percent Of Total Estimate Spent				15.54%
Percent Of Budget Year Completed			2 month(s)	16.67%
Percent of Fringe Benefits to Revenues				12.88%
Total Percent of Wages & Fringes to Revenues				42.87%
Percent of Fringe Benefits to Total Expenditures				25.33%
Total Percent of Wages & Fringes to Expenditures				84.31%

**DESCRIPTION:** This category consists of employee insurance programs, retirement, Medicare, etc.

**COMMENTS:** FYTD expenditures are trending less than the forecast. Though it is too early to tell, this change could be related to all of the staffing changes and different elections. Open enrollment for the calendar year 2025 benefits occurs in October, so this could also influence this figure.



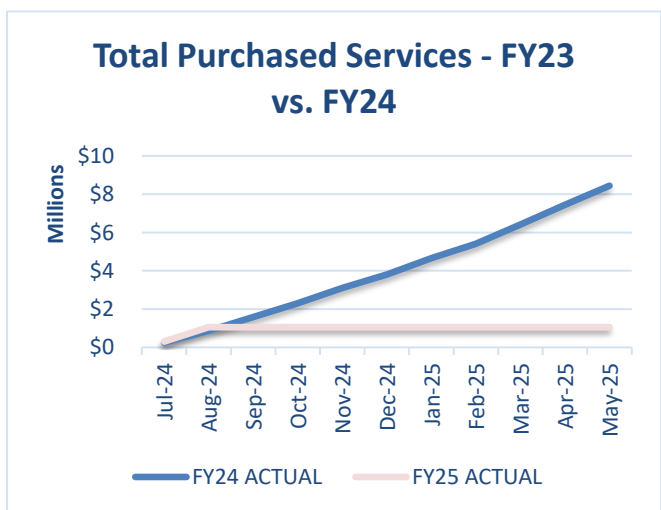
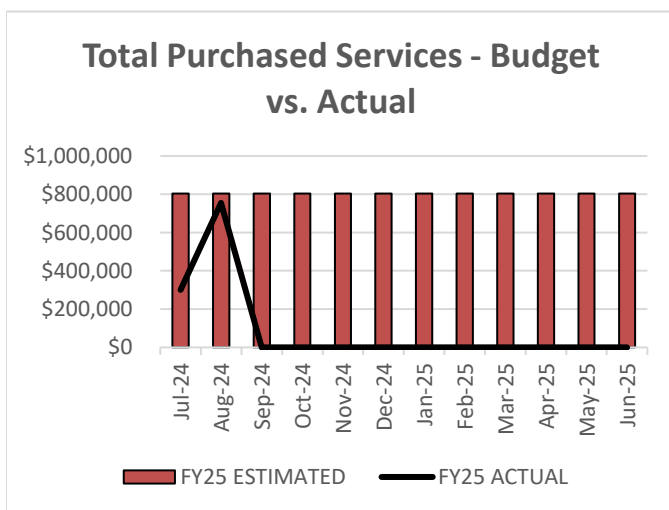
## COMPARISON OF PURCHASED SERVICE EXPENDITURES

### August 31, 2024

		<u>Monthly</u>		<u>Fiscal Year 2025 Year-to-Date</u>
Actual Service Expenditures		\$754,692		\$1,054,509
Estimated Service Expenditures		\$804,238		\$1,608,476
Variance From Estimate	UNDER	(\$49,546)	UNDER	(\$553,967)
Variance From Estimate	UNDER	-6.16%	UNDER	-34.44%
Actual Prior Year		\$612,354		\$864,375
Total Fiscal Year 2025 Estimate				\$9,650,851
Percent Of Total Estimate Spent				10.93%
Percent Of Budget Year Completed			2 month(s)	16.67%

**DESCRIPTION:** This category consists of contract services, utilities, lease purchase costs, repairs, etc.

**COMMENTS:** FYTD expenditures are trending less than the forecast. These expenses will start to increase as school is back in session.



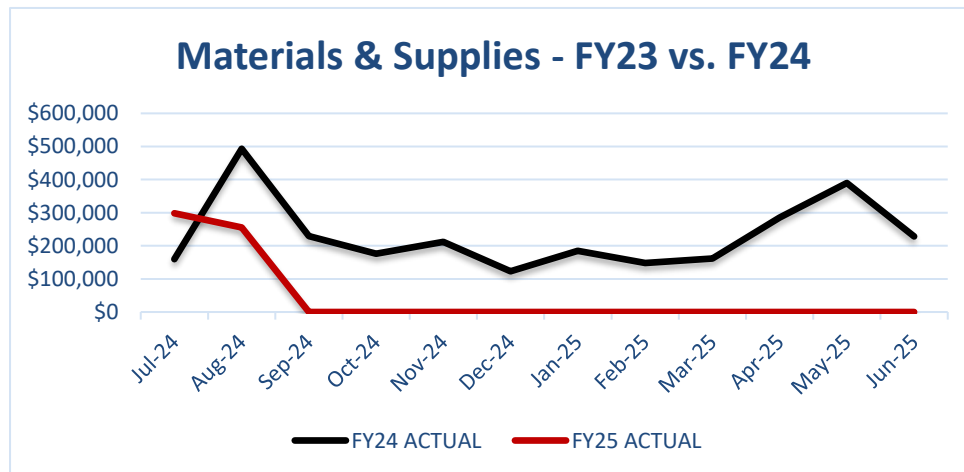
## COMPARISON OF SUPPLIES & MATERIAL EXPENDITURES

### August 31, 2024

		<u>Monthly</u>		<u>Fiscal Year 2025 Year-to-Date</u>
Actual Material Expenditures		\$254,989		\$553,272
Estimated Material Expenditures		\$265,570		\$531,140
Variance From Estimate	UNDER	(\$10,581)	OVER	\$22,132
Variance From Estimate	UNDER	-3.98%	OVER	4.17%
Actual Prior Year		\$493,129		\$652,654
Total Fiscal Year 2025 Estimate				\$3,186,844
Percent Of Total Estimate Spent				17.36%
Percent Of Budget Year Completed		2 month(s)		16.67%

**DESCRIPTION:** This category consists of office supplies and instructional supplies.

**COMMENTS:** FYTD expenditures are trending higher than the forecast, but the dollar value is small compared to other expenditures. This value will vary from the estimate throughout the year as needs change depending upon the time of the school year.



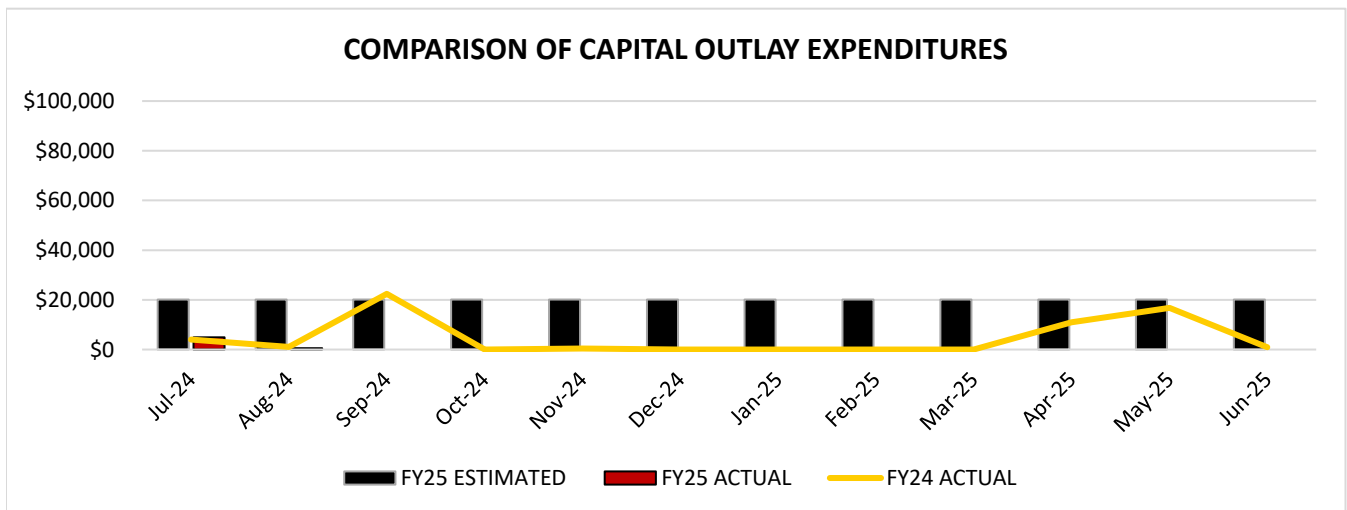
## COMPARISON OF EQUIPMENT & CAPITAL EXPENDITURES

### August 31, 2024

		<u>Monthly</u>		<u>Fiscal Year 2025 Year-to-Date</u>
Actual Equipment Expenditures		\$546		\$5,461
Estimated Equipment Expenditures		\$20,053		\$40,106
Variance From Estimate	UNDER	(\$19,507)	UNDER	(\$34,645)
Variance From Estimate	UNDER	-97.28%	UNDER	-86.38%
Actual Prior Year		\$1,042		\$5,072
Total Fiscal Year 2025 Estimate				\$240,640
Percent Of Total Estimate Spent				2.27%
Percent Of Budget Year Completed		2 month(s)		16.67%

**DESCRIPTION:** This category consists of new and replacement equipment, and capital outlay.

**COMMENTS:** FYTD expenditures are trending less than the forecast. Capital expenditures are dependent upon need, so costs tend to be inconsistent throughout the year.



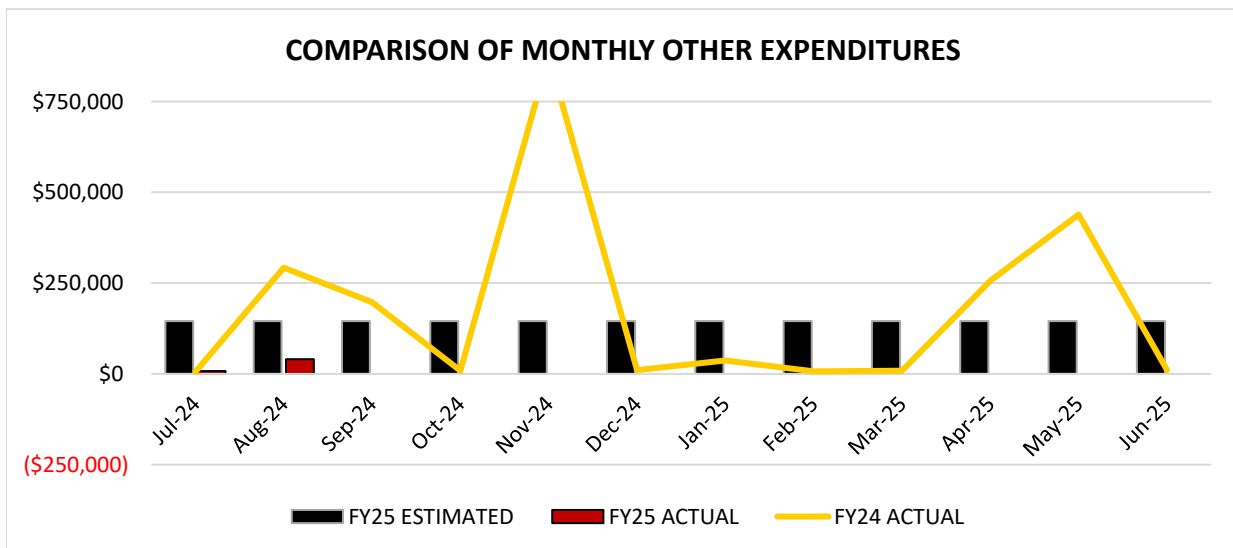
## COMPARISON OF ALL OTHER EXPENDITURES

### August 31, 2024

		<u>Monthly</u>		<u>Fiscal Year 2025 Year-to-Date</u>
Actual Other Expenditures		\$40,295		\$47,769
Estimated Other Expenditures		\$145,023		\$290,046
Variance From Estimate	UNDER	(\$104,728)	UNDER	(\$242,277)
Variance From Estimate	UNDER	-72.21%	UNDER	-83.53%
Actual Prior Year		\$292,631		\$298,476
Total Fiscal Year 2025 Estimate				\$1,740,280
Percent Of Total Estimate Spent				2.74%
Percent Of Budget Year Completed		2 month(s)		16.67%

**DESCRIPTION:** This category consists of advances, transfers, contingencies, auditor/treasurer fees, county board deductions, etc.

**COMMENTS:** FYTD expenditures are trending less than the forecast. This expenditure group is volatile and occurs randomly throughout the year.





# **SECTION II**

## Fiscal Policy



# LEBANON CITY SCHOOL DISTRICT



## Fiscal Policy

### 1. Structurally Balanced Budget

The annual Operating Budget will be structurally balanced throughout the budget process. Recurring revenues will equal or exceed recurring expenditures in both the proposed and adopted Operating Budgets. If a structural imbalance occurs, a plan will be developed by the Superintendent and Treasurer to bring the budget back into structural balance.

### 2. Report on How the Budget Is Balanced

The District Superintendent and Treasurer shall report to the Board on how the budget is balanced with a concise narrative, and if the budget is not in balance, the Superintendent and Treasurer will clearly delineate why and present a plan of options for corrective action within 90 days of the initial report.

### 3. General Fund Balance

The District shall maintain a General Fund Balance as follows:

- An unencumbered operating reserve equivalent to 10% (36.5 days of operating cash) or more of the General Fund's annual expenditure budget at fiscal year-end.
- The District will also only expend up to 100% of the District's annual available resources minus the prior year's reserve without board approval until an unencumbered operating reserve of 20% is met.

### 4. Use of One-Time Resources

Once the General Fund budget is brought into structural balance, one-time resources such as proceeds from asset sales, debt refinancing, one-time grants, revenue windfalls, budget savings, and similar non-recurring revenues shall not be used for current or new operating expenses. Appropriate uses of one-time resources include establishing and rebuilding emergency and operating reserves, early retirement of debt, capital expenditures and other non-recurring expenditures.

### 5. Accounting and Financial Reporting

The District will conform to generally accepted accounting principles as promulgated by Government Account Standards Board (GASB) and the Government Finance Officers Association (GFOA). Reporting will include the following:

- Interim Financial Reports: The Treasurer will prepare monthly financial reports for the Board of Education that analyze and evaluate the District's financial performance based upon the District's spending plan which is a month by month breakdown of anticipated revenues and expenditures for the entire fiscal year.
- Red Flag Exceptions: The Treasurer shall advise the Board of Education of significant negative or positive financial information as soon as he or she becomes aware of it and assesses the impact of the financial information on the District's financial situation.

## **6. Grants**

District Staff will identify, apply for and effectively administer federal, state, local and other grants, which address the District's priorities and policy objectives and provide a positive cost benefit to the District, as determined by the Superintendent or his/her designee.

## **7. Financial Planning**

The District shall develop a long-range financial plan that forecasts General Fund expenditures and revenues, which will include three years of history and five years of projections. The long-range financial plan will be updated and filed with the State of Ohio before every May 31st and October 31st. As part of the budget process, the Treasurer will advise the Board of potential long-range positive and negative trends along with an executive summary of those trends. The long-range financial plan should include an analysis of such factors as:

- State Revenue and Expenditure Impacts
- Legislative Issues Passed and Pending
- Real Estate Development - Commercial and Residential
- Demographic Changes Effecting Student Population
- And Other Indicators Affecting Funding and Expenditures

## **8. General Obligation Debt Limits**

In keeping with the policy of fiscal responsibility, the District will stay within the General Assemblies debt limitations of nine percent of its tax valuation, except where allowed by law.

## **9. Policy Annual Review**

Each fiscal year, the District's Community Audit Advisory Committee (CAAC) will review/revise this policy and make recommendations to the Board of Education for adoption.

## **SECTION III**

Cash Summary Report (all funds)  
Disbursement Summary Report  
Lebanon CSD Bank Reconciliation Report  
Lebanon CSD Payroll Reconciliation Report  
Lebanon CSD Investment Report  
Lebanon CSD Interest Earnings Report



## LEBANON CITY SCHOOL DISTRICT

### Cash Summary Report

FUND-SCC	Description	Initial Cash	MTD Received	FYTD Received	MTD Expended	FYTD Expended	Fund Balance	Encumbrance	Unencumbered Balance
001-0000	General Fund	\$ 23,839,589.55	\$ 9,804,627.57	\$ 20,812,179.56	\$ 5,490,268.51	\$ 10,584,066.77	\$ 34,067,702.34	\$ 4,580,425.20	\$ 29,487,277.14
002-0000	Bond Retirement Fund	9,766,977.68	28,905.83	83,665.20	0.00	0.00	9,850,642.88	0.00	9,850,642.88
003-9008	Lebanon Athletic Facilities Improvements	1,914,344.10	10,905.97	(116.18)	692,396.42	1,595,266.00	318,961.92	216,644.71	102,317.21
003-9099	Capital Projects Fund	2,742,281.79	12,924.44	32,219.69	15,633.10	518,703.47	2,255,798.01	1,206,420.14	1,049,377.87
004-9000	Building Fund	46,114.94	136.48	395.03	0.00	0.00	46,509.97	0.00	46,509.97
004-9001	Energy Conservation Fund	9,994.32	0.00	0.00	0.00	0.00	9,994.32	0.00	9,994.32
004-9002	2013 Building Fund LFI	324,393.01	0.00	0.00	0.00	0.00	324,393.01	0.00	324,393.01
004-9003	Building Fund/LFI Interest	(5,697.71)	954.70	2,773.44	0.00	0.00	(2,924.27)	0.00	(2,924.27)
006-0000	Cafeteria Fund	911,949.60	92,609.20	98,647.43	111,963.27	225,374.12	785,222.91	515,018.29	270,204.62
007-9003	Lebanon CSD Administration Scholarship Fund	1,553.73	7.19	14.40	0.00	0.00	1,568.13	0.00	1,568.13
007-9006	Dennis Barr Jeffery Memorial Scholarship Fund	122.31	0.57	1.14	0.00	0.00	123.45	0.00	123.45
007-9007	Audrey Aileen Kite Scholarship Fund	138,365.12	640.72	1,282.41	0.00	0.00	139,647.53	0.00	139,647.53
007-9009	Jarod Bennett Memorial Fund	607.20	2.81	5.63	0.00	0.00	612.83	0.00	612.83
007-9013	Donald L. Palmer Scholarship Fund	8,402.56	38.91	77.88	0.00	0.00	8,480.44	0.00	8,480.44
007-9016	Unclaimed Monies Fund	6,664.24	8,730.14	11,509.30	0.00	0.00	18,173.54	0.00	18,173.54
007-9017	Diversity and Achievement Scholarship	548.28	2.54	5.08	0.00	0.00	553.36	0.00	553.36
007-9019	Gloria Taylor Memorial Scholarship	12,009.75	55.61	111.31	0.00	0.00	12,121.06	0.00	12,121.06
007-9020	Misc. Scholarships	1,000.00	0.00	0.00	0.00	0.00	1,000.00	0.00	1,000.00
007-9100	Molly McCool Memorial Scholarship Fund	242.07	1.12	2.24	0.00	0.00	244.31	0.00	244.31
007-9101	Rosalee Satchell/Domino's Pizza Scholar. Fund	7,411.46	34.33	68.69	0.00	0.00	7,480.15	0.00	7,480.15
008-0000	Louisa Jurey Wright Scholarship Fund	15,790.94	73.04	145.84	0.00	0.00	15,936.78	0.00	15,936.78
008-9001	Michael Rourke Scholarship Fund	3,642.34	16.85	33.64	0.00	0.00	3,675.98	0.00	3,675.98
008-9002	Friends of Academics Scholarship Fund	103,839.85	480.29	959.03	0.00	0.00	104,798.88	0.00	104,798.88
008-9004	Ron LeFeber Memorial Scholarship Fund	6,288.65	79.31	108.31	0.00	0.00	6,396.96	0.00	6,396.96
009-9004	LJHS USS Fund	28,802.79	20,674.81	20,823.31	4,278.30	5,277.49	44,348.61	15,383.39	28,965.22
009-9005	LHS USS Fund	230,998.12	65,843.14	77,988.14	40,077.31	43,028.63	265,957.63	94,794.50	171,163.13
009-9006	Bowman USS Fund	4,714.45	23,186.75	23,420.75	29,971.52	29,971.52	(1,836.32)	5,472.61	(7,308.93)
009-9007	Berry USS Fund	2,233.10	11,388.50	11,399.25	7,772.65	7,772.65	5,859.70	11,760.95	(5,901.25)
009-9008	Donovan USS Fund	11,890.78	16,464.00	16,644.00	6,406.32	6,406.32	22,128.46	801.77	21,326.69
009-9009	Art USS Fund	3.57	10,822.95	10,847.45	0.00	0.00	10,851.02	3,146.36	7,704.66
009-9010	Math Grades 6-8 USS	372.55	1,706.75	1,790.75	0.00	0.00	2,163.30	0.00	2,163.30

## LEBANON CITY SCHOOL DISTRICT

### Cash Summary Report

FUND-SCC	Description	Initial Cash	MTD Received	FYTD Received	MTD Expended	FYTD Expended	Fund Balance	Encumbrance	Unencumbered Balance
009-9011	Virtual Learning Supplies	\$ 7,543.10	\$ 0.00	\$ 0.00	\$ 0.00	\$ 0.00	\$ 7,543.10	\$ 0.00	\$ 7,543.10
010-9000	Classroom Facilities Project State Share	(478,279.29)	0.00	0.00	0.00	0.00	(478,279.29)	290,052.93	(768,332.22)
010-9001	Classroom Facilities Project Local Share	(88,314.34)	0.00	0.00	0.00	0.00	(88,314.34)	160,691.25	(249,005.59)
010-9900	Classroom Facilities State Share/Interest	333,229.87	0.00	0.00	0.00	0.00	333,229.87	0.00	333,229.87
010-9901	Classroom Facilities Local Share/Interest	1,772,051.30	0.00	0.00	0.00	0.00	1,772,051.30	0.00	1,772,051.30
018-9000	LJHS Neediest Kids of All	515.46	0.00	0.00	0.00	0.00	515.46	0.00	515.46
018-9001	Bowman Neediest Kids of All	2.38	2,000.00	2,000.00	0.00	0.00	2,002.38	500.00	1,502.38
018-9002	LJHS Morning Market	6,607.20	0.00	0.00	0.00	0.00	6,607.20	250.00	6,357.20
018-9003	Donovan Neediest Kids of All	829.98	1,500.00	1,500.00	0.00	0.00	2,329.98	1,000.00	1,329.98
018-9005	Berry Neediest Kids of All	181.97	1,000.00	1,000.00	0.00	0.00	1,181.97	0.00	1,181.97
018-9007	LJHS Teachers' Lounge	1,406.87	0.00	0.00	0.00	0.00	1,406.87	0.00	1,406.87
018-9009	LHS Media Center Fund	932.90	18.00	18.00	0.00	0.00	950.90	0.00	950.90
018-9010	Transportation Dept's Lounge	432.81	0.00	0.00	0.00	0.00	432.81	0.00	432.81
018-9011	Donovan Media Center	8,582.83	99.55	99.55	0.00	0.00	8,682.38	0.00	8,682.38
018-9013	Bowman Media Center	11,832.08	53.50	58.50	0.00	0.00	11,890.58	0.00	11,890.58
018-9015	LJHS Building Fund	13,019.12	0.00	0.00	0.00	0.00	13,019.12	0.00	13,019.12
018-9016	Camp Joy (Berry)	11,488.75	0.00	0.00	11,488.75	11,488.75	0.00	0.00	0.00
018-9019	Donovan Building Fund	586.14	1,000.00	1,000.00	1,001.92	1,454.35	131.79	1,446.86	(1,315.07)
018-9021	Bowman Building Fund - Student	29,520.35	758.70	758.70	467.88	467.88	29,811.17	13,837.67	15,973.50
018-9023	Berry Building Fund	4,935.41	11,501.85	11,501.85	0.00	55.60	16,381.66	4,103.10	12,278.56
018-9024	LHS Building Fund	11,365.00	3,124.78	3,244.78	2,344.63	2,344.63	12,265.15	6,320.00	5,945.15
018-9025	LHS Bridges	2,084.11	0.00	0.00	0.00	0.00	2,084.11	0.00	2,084.11
018-9027	LJHS Media Center	265.55	95.00	111.00	0.00	0.00	376.55	0.00	376.55
018-9028	Berry Media Center	4,198.32	57.83	57.83	0.00	0.00	4,256.15	1,089.70	3,166.45
018-9029	Ticket Sales Fund	6.48	0.00	0.00	0.00	0.00	6.48	0.00	6.48
018-9031	LJHS - Washington DC Trip	2,830.27	0.00	0.00	0.00	0.00	2,830.27	0.00	2,830.27
018-9032	LJHS - Harmon Civic Trust Red Ticket Program	891.37	2,000.00	2,000.00	0.00	0.00	2,891.37	500.00	2,391.37
018-9033	Bowman Book Program Fund	4,050.66	0.00	0.00	0.00	0.00	4,050.66	0.00	4,050.66
018-9034	Warrior Assistance Fund	1,750.00	0.00	0.00	0.00	0.00	1,750.00	0.00	1,750.00
018-9035	Technology Repair Fund	10,220.80	856.60	893.60	682.50	682.50	10,431.90	1,317.50	9,114.40
019-9002	Making Middle Schools Work Grant	315.00	0.00	0.00	0.00	0.00	315.00	0.00	315.00
019-9003	Greater Cincy Foundation Grant Learning Links	5.06	0.00	0.00	5.06	5.06	0.00	0.00	0.00
019-9005	Greater Cincy Foundation	12.18	0.00	0.00	12.18	12.18	0.00	0.00	0.00

## LEBANON CITY SCHOOL DISTRICT

### Cash Summary Report

FUND-SCC	Description	Initial Cash	MTD Received	FYTD Received	MTD Expended	FYTD Expended	Fund Balance	Encumbrance	Unencumbered Balance
019-9006	Grant Learning Links Warren County Board of Dev Disabilites Grant	\$ 0.00	\$ 0.00	\$ 0.00	\$ 5,360.73	\$ 5,360.73	\$ (5,360.73)	\$ 0.00	\$ (5,360.73)
019-9008	Donovan Economics Program Fund	107.24	0.00	0.00	107.24	107.24	0.00	0.00	0.00
019-9013	Marth Holden Jennings Grant - McAndrews	4,811.25	0.00	0.00	0.00	0.00	4,811.25	0.00	4,811.25
019-9014	Morning Movers Grant	73.33	0.00	0.00	0.00	0.00	73.33	0.00	73.33
019-9016	FUSE Grant - Donovan	4,400.00	0.00	0.00	0.00	0.00	4,400.00	0.00	4,400.00
019-9020	LEARNING LINKS GRANT - SENSORY BREAKS LHS	12.21	0.00	0.00	12.21	12.21	0.00	0.00	0.00
019-9022	Hope Squad, Suicide Prevention Grant	283.39	0.00	0.00	0.00	0.00	283.39	0.00	283.39
019-9027	High Schools That Work Mini Grant - LJHS	625.03	0.00	0.00	0.00	0.00	625.03	0.00	625.03
019-9028	Learning Links Grant - Career Tech	1,296.00	0.00	0.00	0.00	0.00	1,296.00	0.00	1,296.00
019-9029	High Schools That Work Mini Grant - LHS	1,000.00	0.00	0.00	0.00	0.00	1,000.00	0.00	1,000.00
022-9000	Volleyball Tournament Fund	3,992.00	0.00	0.00	0.00	0.00	3,992.00	0.00	3,992.00
022-9001	Boys Soccer Tournament Fund	277.00	0.00	0.00	0.00	0.00	277.00	0.00	277.00
022-9004	Wrestling Tournament Fund	1,687.00	0.00	0.00	0.00	1,687.00	0.00	0.00	0.00
022-9006	Softball Tournament Fund	559.00	0.00	0.00	0.00	0.00	559.00	0.00	559.00
022-9007	Football Tournament Fund	3,280.00	0.00	0.00	0.00	3,280.00	0.00	0.00	0.00
022-9010	Boys Lacrosse Tournament Fund	517.00	0.00	0.00	0.00	517.00	0.00	0.00	0.00
034-0000	Classroom Facilities Maintenance .5 Mill	995,270.32	2,400.93	6,949.26	0.00	184,021.64	818,197.94	514,008.00	304,189.94
200-9000	Junior Council on World Affairs	1,339.06	0.00	0.00	0.00	0.00	1,339.06	0.00	1,339.06
200-9001	LHS Art & Portfolio Club	164.94	0.00	0.00	0.00	0.00	164.94	0.00	164.94
200-9003	LHS Drama Club	12,474.38	0.00	0.00	0.00	0.00	12,474.38	0.00	12,474.38
200-9004	LHS French Club	362.22	0.00	0.00	0.00	0.00	362.22	0.00	362.22
200-9005	LHS Spanish Club	748.08	0.00	0.00	0.00	0.00	748.08	0.00	748.08
200-9006	LHS FCCLA	6,107.33	0.00	0.00	0.00	0.00	6,107.33	0.00	6,107.33
200-9007	LHS FBLA	3,639.40	0.00	0.00	0.00	0.00	3,639.40	0.00	3,639.40
200-9008	LHS National Honor Society	4,236.49	0.00	0.00	385.00	385.00	3,851.49	0.00	3,851.49
200-9011	LHS Recording Club	646.89	0.00	0.00	0.00	0.00	646.89	0.00	646.89
200-9012	AFJROTC	6,215.06	575.00	575.00	434.93	434.93	6,355.13	930.64	5,424.49
200-9013	LJHS Student Council	8,833.40	0.00	0.00	0.00	0.00	8,833.40	0.00	8,833.40
200-9016	LHS Student Council	40,671.67	648.70	648.70	1,285.66	1,285.66	40,034.71	10,364.15	29,670.56
200-9017	LJHS Warrior Pride	15,397.71	0.00	0.00	0.00	0.00	15,397.71	200.00	15,197.71

## LEBANON CITY SCHOOL DISTRICT

### Cash Summary Report

FUND-SCC	Description	Initial Cash	MTD Received	FYTD Received	MTD Expended	FYTD Expended	Fund Balance	Encumbrance	Unencumbered Balance
	Yearbook								
200-9025	Key Club	\$ 1,859.26	\$ 0.00	\$ 0.00	\$ 0.00	\$ 0.00	\$ 1,859.26	\$ 0.00	\$ 1,859.26
200-9027	LHS Outdoor Adventure Club	1,900.62	0.00	0.00	0.00	0.00	1,900.62	0.00	1,900.62
200-9029	LHS Yearbook	38,711.12	0.00	0.00	7.50	8,074.00	30,637.12	2,160.24	28,476.88
200-9030	LJHS Spear Club	1,486.77	0.00	0.00	0.00	0.00	1,486.77	0.00	1,486.77
200-9032	LHS Ecology Club	393.22	0.00	0.00	0.00	0.00	393.22	0.00	393.22
200-9035	LJHS Drama Club	31,380.62	0.00	0.00	740.00	740.00	30,640.62	60.00	30,580.62
200-9037	LJHS Renaissance Academic Success	0.00	0.00	0.00	0.00	322.84	(322.84)	0.00	(322.84)
200-9038	LHS Intramurals	210.27	0.00	0.00	0.00	0.00	210.27	0.00	210.27
200-9040	Daylight Prom	2,596.77	0.00	0.00	0.00	0.00	2,596.77	0.00	2,596.77
200-9045	LJHS Science Club	536.85	0.00	0.00	0.00	0.00	536.85	0.00	536.85
200-9046	LHS Gender Sexuality Alliance (GSA)	887.10	0.00	0.00	0.00	0.00	887.10	0.00	887.10
200-9047	LJHS Builders' Club	22.50	0.00	0.00	0.00	0.00	22.50	0.00	22.50
200-9050	LJHS Pop Culture Club	247.86	0.00	0.00	0.00	0.00	247.86	0.00	247.86
200-9051	LHS Beverage Cart	414.04	0.00	0.00	0.00	0.00	414.04	0.00	414.04
200-9054	LHS Hope Squad	1,102.20	0.00	0.00	0.00	0.00	1,102.20	200.00	902.20
200-9055	LJHS WarZone	568.30	0.00	0.00	0.00	0.00	568.30	0.00	568.30
200-9056	LHS Class of 2024	3,671.82	0.00	0.00	0.00	0.00	3,671.82	2,300.00	1,371.82
200-9057	LHS Class of 2025	5,270.59	0.00	0.00	0.00	0.00	5,270.59	500.00	4,770.59
200-9058	Berry Student Council	422.40	0.00	0.00	0.00	0.00	422.40	0.00	422.40
200-9059	LHS Class of 2026	1,463.66	2,500.00	2,500.00	0.00	0.00	3,963.66	500.00	3,463.66
200-9060	LHS Maroon Makers	60.00	0.00	0.00	0.00	0.00	60.00	0.00	60.00
200-9061	LHS Class of 2027	873.75	0.00	0.00	0.00	0.00	873.75	0.00	873.75
200-9063	LHS Business Academy	0.00	0.00	0.00	0.00	0.00	0.00	300.00	(300.00)
300-9401	Varsity Winter Guard	3,995.22	200.00	200.00	0.00	0.00	4,195.22	0.00	4,195.22
300-9402	Junior Varsity Winter Guard	2,740.57	0.00	0.00	0.00	0.00	2,740.57	0.00	2,740.57
300-9404	LHS Drumline	5,100.34	0.00	0.00	0.00	0.00	5,100.34	0.00	5,100.34
300-9406	Orchestra	5,327.68	0.00	0.00	158.83	158.83	5,168.85	23.74	5,145.11
300-9500	LHS Athletic Department	19,094.32	69,909.90	104,198.00	52,931.64	96,866.22	26,426.10	172,740.42	(146,314.32)
300-9505	LHS Captain's Council	419.16	0.00	0.00	0.00	0.00	419.16	0.00	419.16
300-9506	Boys Club Volleyball	6,757.67	0.00	0.00	0.00	0.00	6,757.67	1,800.00	4,957.67
300-9513	Indoor Track & Field	1,731.00	0.00	0.00	0.00	0.00	1,731.00	1,500.00	231.00
300-9514	LJHS Athletic Department	12,496.04	6,944.00	7,799.08	13,589.62	14,394.51	5,900.61	9,745.56	(3,844.95)
300-9515	LJHS Athletic Concessions	855.08	0.00	0.00	0.00	855.08	0.00	0.00	0.00
300-9516	LHS Dance Team	842.01	0.00	0.00	0.00	0.00	842.01	842.01	0.00
300-9517	LHS Warrior Stack	8,595.67	0.00	0.00	1,017.60	1,017.60	7,578.07	0.00	7,578.07
300-9993	LHS Baseball Team - Historical Society	7,549.70	0.00	0.00	0.00	0.00	7,549.70	0.00	7,549.70
401-9024	St. Francis Auxiliary Services FY24	73,633.15	0.00	0.00	16,034.83	17,566.25	56,066.90	8,651.53	47,415.37



LEBANON CITY SCHOOL DISTRICT

Cash Summary Report

FUND-SCC	Description	Initial Cash	MTD Received	FYTD Received	MTD Expended	FYTD Expended	Fund Balance	Encumbrance	Unencumbered Balance
401-9025	St. Francis Auxiliary Services FY25	\$ 0.00	\$ 38,913.25	\$ 39,306.24	\$ 3,539.21	\$ 5,547.10	\$ 33,759.14	\$ 2,083.20	\$ 31,675.94
401-9124	Lebanon United Methodist Kindergarten FY24	9,075.84	0.00	0.00	0.00	2,262.17	6,813.67	1,562.60	5,251.07
401-9125	Lebanon United Methodist Kinder FY25	0.00	2,668.14	2,705.95	84.55	154.15	2,551.80	139.20	2,412.60
401-9224	Lebanon Christian Auxiliary Services FY24	102,373.44	0.00	0.00	13,826.15	21,647.40	80,726.04	1,852.87	78,873.17
401-9225	Lebanon Christian Auxiliary Services FY25	0.00	110,879.06	111,331.46	24,344.96	38,206.84	73,124.62	32,894.72	40,229.90
451-9024	FY 24 Network Subsidy	9,705.24	0.00	0.00	0.00	0.00	9,705.24	0.00	9,705.24
467-9020	Student Wellness and Success Fund	93,976.81	0.00	0.00	6,246.85	31,186.70	62,790.11	0.00	62,790.11
499-9020	School Safety Grant	11,361.25	0.00	0.00	8,650.00	8,650.00	2,711.25	0.00	2,711.25
499-9124	Parent Mentor Grant FY 24	(15.42)	4,883.67	4,899.09	0.00	4,883.67	0.00	0.00	0.00
499-9125	Parent Mentor Grant FY 25	0.00	0.00	0.00	1,278.91	1,278.91	(1,278.91)	0.00	(1,278.91)
499-9224	Skills Trainer Project Grant FY24	(11,400.00)	0.00	11,400.00	0.00	0.00	0.00	0.00	0.00
499-9424	OH Attorney General School Law Enfor Technology Grant FY24	30,000.00	0.00	0.00	0.00	0.00	30,000.00	0.00	30,000.00
499-9524	OH Attorney General School Safety Grant FY24	22,744.69	0.00	0.00	0.00	0.00	22,744.69	500.00	22,244.69
507-9123	ESSER ARP Grant Funds (COVID) - FY23	0.00	0.00	0.00	0.00	0.00	0.00	100,000.00	(100,000.00)
516-9024	IDEA, PART B FY 24	(79,346.53)	110,800.33	195,146.86	110,979.48	226,779.81	(110,979.48)	9,424.42	(120,403.90)
536-9025	Title I Supplemental School Impr - Stimulus A	0.00	0.00	0.00	0.00	0.00	0.00	95,500.00	(95,500.00)
551-9024	Title III, LEP FY 24	(360.38)	720.76	1,081.14	720.76	1,441.52	(720.76)	5,770.00	(6,490.76)
572-9024	TITLE I FY 24	(98,207.01)	57,253.31	159,679.76	69,258.22	132,562.80	(71,090.05)	3,022.13	(74,112.18)
572-9025	TITLE I FY 25	0.00	0.00	0.00	84.02	84.02	(84.02)	0.00	(84.02)
572-9125	Expanding Opportunities Grant FY25	0.00	0.00	0.00	0.00	0.00	0.00	41,600.00	(41,600.00)
584-9024	Title IV-A Student Support & Acad. Enrich.	(24,000.00)	0.00	32,111.01	6,875.00	6,875.00	1,236.01	28,047.82	(26,811.81)
587-9024	IDEA, Early Childhood Education FY 24	(1,788.55)	0.00	1,788.55	0.00	0.00	0.00	0.00	0.00
590-9024	TITLE II-A FY 24	0.00	0.00	20,097.21	0.00	20,097.21	0.00	0.00	0.00
590-9025	TITLE II-A FY 25	0.00	13,600.56	13,600.56	0.00	0.00	13,600.56	0.00	13,600.56
599-9023	School Safety Grant OFCC FY23	88,776.44	0.00	0.00	645.00	645.00	88,131.44	86,488.44	1,643.00
<b>Grand Total</b>		<b>\$ 43,325,691.38</b>	<b>\$ 10,558,277.94</b>	<b>\$ 21,947,264.40</b>	<b>\$ 6,753,369.22</b>	<b>\$ 13,871,766.96</b>	<b>\$ 51,401,188.82</b>	<b>\$ 8,266,688.62</b>	<b>\$ 43,134,500.20</b>

Start Date: 08/01/2024

End Date: 08/31/2024

## LEBANON CITY SCHOOL DISTRICT Disbursement Summary Report

Reference Number	Check Number	Type	Date	Name	Vendor #	Status	Reconcile Date	Void Date	Amount
49393	190951	ACCOUNTS_PAYA BLE	8/1/2024	AAA WASTEWATER SERVICES INC	10010	RECONCILED	8/31/2024		\$ 1,950.00
49382	190952	ACCOUNTS_PAYA BLE	8/1/2024	Ace Hardware W.C.	802545	RECONCILED	8/31/2024		3.89
49365	190953	ACCOUNTS_PAYA BLE	8/1/2024	ALTAFIBER	810592	RECONCILED	8/31/2024		104.80
49369	190954	ACCOUNTS_PAYA BLE	8/1/2024	AMAZON CAPITAL SERVICES	808695	RECONCILED	8/31/2024		6,114.59
49416	190955	ACCOUNTS_PAYA BLE	8/1/2024	AMBER SCHMELICK	810327	RECONCILED	8/31/2024		583.40
49427	190956	ACCOUNTS_PAYA BLE	8/1/2024	AMY UECKER	810457	OUTSTANDING			12.20
49405	190957	ACCOUNTS_PAYA BLE	8/1/2024	BAND SHOPPE	805593	RECONCILED	8/31/2024		9,714.45
49421	190958	ACCOUNTS_PAYA BLE	8/1/2024	BICKFORD; HEATHER	20488	RECONCILED	8/31/2024		88.61
49371	190959	ACCOUNTS_PAYA BLE	8/1/2024	Buchert; Jamie	808958	RECONCILED	8/31/2024		14.69
49378	190960	ACCOUNTS_PAYA BLE	8/1/2024	CAPITAL ONE	220900	RECONCILED	8/31/2024		642.94
49425	190961	ACCOUNTS_PAYA BLE	8/1/2024	CEDARVILLE UNIVERSITY	30293	OUTSTANDING			277.63
49377	190962	ACCOUNTS_PAYA BLE	8/1/2024	CENGAGE LEARNING INC/GALE	808462	RECONCILED	8/31/2024		4,544.78
49409	190963	ACCOUNTS_PAYA BLE	8/1/2024	CHRISTENSEN; LANE	809555	RECONCILED	8/31/2024		351.70
49379	190964	ACCOUNTS_PAYA BLE	8/1/2024	CINCINNATI FLOOR CO.	804239	RECONCILED	8/31/2024		13,825.00
49404	190965	ACCOUNTS_PAYA BLE	8/1/2024	CINTAS	30810	RECONCILED	8/31/2024		262.92
49429	190966	ACCOUNTS_PAYA BLE	8/1/2024	CONNER; LAURA	130074	RECONCILED	8/31/2024		12.91
49397	190967	ACCOUNTS_PAYA BLE	8/1/2024	CONNOR ELECTRIC CO.	31230	RECONCILED	8/31/2024		300.00
49372	190968	ACCOUNTS_PAYA BLE	8/1/2024	CUMMINS; WADE	31770	RECONCILED	8/31/2024		415.00
49376	190969	ACCOUNTS_PAYA BLE	8/1/2024	FRIEND, DORI	803563	RECONCILED	8/31/2024		601.68
49410	190970	ACCOUNTS_PAYA BLE	8/1/2024	FROST BROWN TODD LLC	803510	RECONCILED	8/31/2024		1,604.00
49414	190971	ACCOUNTS_PAYA BLE	8/1/2024	HALF-PINT KIDS INC	809903	RECONCILED	8/31/2024		316.80
49428	190972	ACCOUNTS_PAYA BLE	8/1/2024	HENRY SCHEIN INC.	801880	RECONCILED	8/31/2024		278.69
49415	190973	ACCOUNTS_PAYA	8/1/2024	HILKERT;	809936	RECONCILED	8/31/2024		1,000.00

Start Date: 08/01/2024

End Date: 08/31/2024

## LEBANON CITY SCHOOL DISTRICT

### Disbursement Summary Report

Reference Number	Check Number	Type	Date	Name	Vendor #	Status	Reconcile Date	Void Date	Amount
49366	190974	BLE ACCOUNTS_PAYA	8/1/2024	ADDISON HOME DEPOT	80907	RECONCILED	8/31/2024		\$ 695.80
49391	190975	BLE ACCOUNTS_PAYA	8/1/2024	CREDIT SERVICES HTG	807157	RECONCILED	8/31/2024		1,103.36
49401	190976	BLE ACCOUNTS_PAYA	8/1/2024	HUBERT COMPANY, LLC	810579	RECONCILED	8/31/2024		674.09
49388	190977	BLE ACCOUNTS_PAYA	8/1/2024	INTERSTATE BILLING SERVICE INC	805667	RECONCILED	8/31/2024		573.92
49402	190978	BLE ACCOUNTS_PAYA	8/1/2024	JESSICA CLARK	810126	RECONCILED	8/31/2024		25.54
49398	190979	BLE ACCOUNTS_PAYA	8/1/2024	JON COLBY SPEAKS LLC	810567	RECONCILED	8/31/2024		6,500.00
49373	190980	BLE ACCOUNTS_PAYA	8/1/2024	KOI AUTO PARTS	120430	RECONCILED	8/31/2024		307.14
49420	190981	BLE ACCOUNTS_PAYA	8/1/2024	KROGER CO.	110545	RECONCILED	8/31/2024		60.99
49417	190982	BLE ACCOUNTS_PAYA	8/1/2024	LAKESHORE LEARNING MATERIALS	120030	RECONCILED	8/31/2024		442.79
49394	190983	BLE ACCOUNTS_PAYA	8/1/2024	LEBANON AREA CHAMBER	120435	RECONCILED	8/31/2024		50.00
49423	190984	BLE ACCOUNTS_PAYA	8/1/2024	LEBANON LIONS CLUB	804033	RECONCILED	8/31/2024		75.00
49386	190985	BLE ACCOUNTS_PAYA	8/1/2024	LEE-ANN LEAR	809885	RECONCILED	8/31/2024		7,232.49
49408	190986	BLE ACCOUNTS_PAYA	8/1/2024	LOGE; MICHAEL	808230	RECONCILED	8/31/2024		151.92
49418	190987	BLE ACCOUNTS_PAYA	8/1/2024	MADISON SAUL	810559	RECONCILED	8/31/2024		190.90
49364	190988	BLE ACCOUNTS_PAYA	8/1/2024	MIAMI VALLEY POWER EQUIPMENT	808823	RECONCILED	8/31/2024		125.52
49375	190989	BLE ACCOUNTS_PAYA	8/1/2024	MOCKABEE; SARAH	808839	RECONCILED	8/31/2024		359.55
49380	190990	BLE ACCOUNTS_PAYA	8/1/2024	MUSIC THEATRE INTERNATIONAL	131725	RECONCILED	8/31/2024		740.00
49392	190991	BLE ACCOUNTS_PAYA	8/1/2024	NASSP	140283	RECONCILED	8/31/2024		385.00
49399	190992	BLE ACCOUNTS_PAYA	8/1/2024	OFFICE 360	810289	RECONCILED	8/31/2024		1,038.65
49406	190993	BLE ACCOUNTS_PAYA	8/1/2024	PALMER; LORI	160043	RECONCILED	8/31/2024		198.90
49426	190994	BLE ACCOUNTS_PAYA	8/1/2024	PETROCHOICE OHIO	804199	RECONCILED	8/31/2024		2,343.26
49424	190995	ACCOUNTS_PAYA	8/1/2024	PHILLIPS SUPPLY	160320	RECONCILED	8/31/2024		1,419.68

Start Date: 08/01/2024

End Date: 08/31/2024

## LEBANON CITY SCHOOL DISTRICT

### Disbursement Summary Report

Reference Number	Check Number	Type	Date	Name	Vendor #	Status	Reconcile Date	Void Date	Amount
		BLE		CO.					
49419	190996	ACCOUNTS_PAYA BLE	8/1/2024	PITNEY BOWES GLOBAL FINANCIAL	807881	RECONCILED	8/31/2024		\$ 863.73
49390	190997	ACCOUNTS_PAYA BLE	8/1/2024	PREMIER OCCUPATIONAL HEALTH	808251	RECONCILED	8/31/2024		418.95
49385	190998	ACCOUNTS_PAYA BLE	8/1/2024	PROQUEST LLC	160750	RECONCILED	8/31/2024		2,473.81
49381	190999	ACCOUNTS_PAYA BLE	8/1/2024	ROCHESTER 100 INC.	803358	RECONCILED	8/31/2024		1,716.80
49370	191000	ACCOUNTS_PAYA BLE	8/1/2024	RUMPKE OF OHIO INC.	804873	RECONCILED	8/31/2024		3,155.00
49413	191001	ACCOUNTS_PAYA BLE	8/1/2024	RUTHERFORD; BETH	180799	RECONCILED	8/31/2024		72.12
49412	191002	ACCOUNTS_PAYA BLE	8/1/2024	SCHOOL DATEBOOKS INC.	190356	RECONCILED	8/31/2024		2,556.45
49396	191003	ACCOUNTS_PAYA BLE	8/1/2024	SCHOOL SPECIALTY LLC	809420	RECONCILED	8/31/2024		7,316.02
49384	191004	ACCOUNTS_PAYA BLE	8/1/2024	SHARED RESOURCE CENTER	810563	RECONCILED	8/31/2024		1,203.28
49411	191005	ACCOUNTS_PAYA BLE	8/1/2024	SILCOX; DAVE	807279	RECONCILED	8/31/2024		86.99
49368	191006	ACCOUNTS_PAYA BLE	8/1/2024	SIMPLE SOLUTIONS LEARNING INC.	809776	RECONCILED	8/31/2024		7,625.00
49389	191007	ACCOUNTS_PAYA BLE	8/1/2024	SOUTHERN OHIO PIZZA INC	808724	RECONCILED	8/31/2024		1,600.88
49383	191008	ACCOUNTS_PAYA BLE	8/1/2024	SUNRISE COOPERATIVE INC.	807482	RECONCILED	8/31/2024		348.87
49422	191009	ACCOUNTS_PAYA BLE	8/1/2024	SWEETWATER SOUND INC.	802952	RECONCILED	8/31/2024		2,736.00
49395	191010	ACCOUNTS_PAYA BLE	8/1/2024	THE IMPACT GROUP INC	810465	RECONCILED	8/31/2024		7,500.00
49403	191011	ACCOUNTS_PAYA BLE	8/1/2024	TOM SEXTON & ASSOCIATES, INC.	801789	RECONCILED	8/31/2024		2,155.00
49367	191012	ACCOUNTS_PAYA BLE	8/1/2024	U.S. BANK	50555	RECONCILED	8/31/2024		229.85
49387	191013	ACCOUNTS_PAYA BLE	8/1/2024	USI INSURANCE SERVICES LLC	808281	RECONCILED	8/31/2024		264,512.00
49407	191014	ACCOUNTS_PAYA BLE	8/1/2024	WARREN COUNTY ESC	230196	RECONCILED	8/31/2024		10,954.07
49374	191015	ACCOUNTS_PAYA BLE	8/1/2024	WILLIAM H. SADLIER INC.	230592	RECONCILED	8/31/2024		6,586.77
49438	191037	ACCOUNTS_PAYA	8/9/2024	SILCOX; DAVE	807279	RECONCILED	8/31/2024		659.99

Start Date: 08/01/2024

End Date: 08/31/2024

## LEBANON CITY SCHOOL DISTRICT

### Disbursement Summary Report

Reference Number	Check Number	Type	Date	Name	Vendor #	Status	Reconcile Date	Void Date	Amount
		BLE							
49439	191038	ACCOUNTS_PAYA	8/9/2024	LOGE; MICHAEL	808230	RECONCILED	8/31/2024		\$ 269.99
		BLE							
49440	191039	ACCOUNTS_PAYA	8/9/2024	CHRISTENSEN; LANE	809555	RECONCILED	8/31/2024		269.99
		BLE							
49456	191040	ACCOUNTS_PAYA	8/15/2024	BSN SPORTS , LLC	20920	RECONCILED	8/31/2024		20,505.10
		BLE							
49460	191041	ACCOUNTS_PAYA	8/15/2024	BROOKS; MARGARET JO	20992	RECONCILED	8/31/2024		300.00
		BLE							
49490	191042	ACCOUNTS_PAYA	8/15/2024	CDW GOVERNMENT INC.	30015	RECONCILED	8/31/2024		28,192.88
		BLE							
49493	191043	ACCOUNTS_PAYA	8/15/2024	CINTAS	30810	RECONCILED	8/31/2024		131.46
		BLE							
49462	191044	ACCOUNTS_PAYA	8/15/2024	THE CITY OF LEBANON	30840	RECONCILED	8/31/2024		52,033.56
		BLE							
49486	191045	ACCOUNTS_PAYA	8/15/2024	CONNOR ELECTRIC CO.	31230	RECONCILED	8/31/2024		2,142.12
		BLE							
49523	191046	ACCOUNTS_PAYA	8/15/2024	CULLIGAN OF FAIRBORN	31760	RECONCILED	8/31/2024		84.75
		BLE							
49465	191047	ACCOUNTS_PAYA	8/15/2024	U.S. BANK	50555	RECONCILED	8/31/2024		875.92
		BLE							
49498	191048	ACCOUNTS_PAYA	8/15/2024	GRALER; MARK	70530	RECONCILED	8/31/2024		5.52
		BLE							
49520	191049	ACCOUNTS_PAYA	8/15/2024	HAL LEONARD CORPORATION	80055	RECONCILED	8/31/2024		143.80
		BLE							
49455	191050	ACCOUNTS_PAYA	8/15/2024	HAMILTON COUNTY ESC	80138	RECONCILED	8/31/2024		2,548.35
		BLE							
49529	191051	ACCOUNTS_PAYA	8/15/2024	HOME DEPOT CREDIT SERVICES	80907	RECONCILED	8/31/2024		10.48
		BLE							
49495	191052	ACCOUNTS_PAYA	8/15/2024	KINGS LOCAL SCHOOL DISTRICT	110300	RECONCILED	8/31/2024		376.00
		BLE							
49468	191053	ACCOUNTS_PAYA	8/15/2024	KOCH REFRIGERATION CO.	110442	RECONCILED	8/31/2024		157.50
		BLE							
49499	191054	ACCOUNTS_PAYA	8/15/2024	KRIES; DANIELLE	110542	OUTSTANDING			411.15
		BLE							
49469	191055	ACCOUNTS_PAYA	8/15/2024	KOI AUTO PARTS	120430	RECONCILED	8/31/2024		751.09
		BLE							
49476	191056	ACCOUNTS_PAYA	8/15/2024	ALLIED SUPPLY COMPANY	130350	RECONCILED	8/31/2024		113.50
		BLE							
49500	191057	ACCOUNTS_PAYA	8/15/2024	MINUTEMAN PRESS	131320	RECONCILED	8/31/2024		5,249.08
		BLE							
49502	191058	ACCOUNTS_PAYA	8/15/2024	MODERN OFFICE METHODS	131480	RECONCILED	8/31/2024		7,321.37
		BLE							
49453	191059	ACCOUNTS_PAYA	8/15/2024	NASSP	140283	RECONCILED	8/31/2024		810.00

Start Date: 08/01/2024

End Date: 08/31/2024

## LEBANON CITY SCHOOL DISTRICT

### Disbursement Summary Report

Reference Number	Check Number	Type	Date	Name	Vendor #	Status	Reconcile Date	Void Date	Amount
		BLE							
49471	191060	ACCOUNTS_PAYA	8/15/2024	PHILLIPS SUPPLY	160320	RECONCILED	8/31/2024		\$ 9,377.42
		BLE		CO.					
49470	191061	ACCOUNTS_PAYA	8/15/2024	PITNEY BOWES	160438	RECONCILED	8/31/2024		293.57
		BLE		INC.					
49444	191062	ACCOUNTS_PAYA	8/15/2024	REALLY GOOD	180182	RECONCILED	8/31/2024		84.89
		BLE		STUFF, LLC					
49481	191063	ACCOUNTS_PAYA	8/15/2024	RIDDELL	180414	RECONCILED	8/31/2024		3,133.70
		BLE							
49488	191064	ACCOUNTS_PAYA	8/15/2024	RUTHERFORD;	180799	RECONCILED	8/31/2024		318.80
		BLE		BETH					
49442	191065	ACCOUNTS_PAYA	8/15/2024	SILCO FIRE &	191013	RECONCILED	8/31/2024		924.25
		BLE		SECURITY					
49497	191066	ACCOUNTS_PAYA	8/15/2024	SPRINGBORO	191576	OUTSTANDING			325.00
		BLE		HIGH SCHOOL					
49524	191067	ACCOUNTS_PAYA	8/15/2024	TOWNE PEST	200392	RECONCILED	8/31/2024		1,250.00
		BLE		CONTROL					
49449	191068	ACCOUNTS_PAYA	8/15/2024	TREETOP	200518	RECONCILED	8/31/2024		3,104.73
		BLE		PUBLISHING INC.					
49451	191069	ACCOUNTS_PAYA	8/15/2024	TROY CITY	200569	RECONCILED	8/31/2024		300.00
		BLE		SCHOOLS					
49478	191070	ACCOUNTS_PAYA	8/15/2024	VERTICAL	220162	RECONCILED	8/31/2024		540.71
		BLE		SYSTEMS					
				ELEVATOR					
49477	191071	ACCOUNTS_PAYA	8/15/2024	CAPITAL ONE	220900	RECONCILED	8/31/2024		410.47
		BLE							
49522	191072	ACCOUNTS_PAYA	8/15/2024	WARREN	230196	RECONCILED	8/31/2024		1,511.00
		BLE		COUNTY ESC					
49534	191073	ACCOUNTS_PAYA	8/15/2024	TURPIN; LIBBY	611221	RECONCILED	8/31/2024		45.00
		BLE							
49528	191074	ACCOUNTS_PAYA	8/15/2024	MUSSER	801796	RECONCILED	8/31/2024		1,280.00
		BLE		EXCAVATING					
49492	191075	ACCOUNTS_PAYA	8/15/2024	HENRY SCHEIN	801880	RECONCILED	8/31/2024		428.48
		BLE		INC.					
49454	191076	ACCOUNTS_PAYA	8/15/2024	HF GROUP; LLC	802001	OUTSTANDING			224.05
		BLE							
49474	191077	ACCOUNTS_PAYA	8/15/2024	J.W. PEPPER &	802092	RECONCILED	8/31/2024		1,492.99
		BLE		SON INC.					
49473	191078	ACCOUNTS_PAYA	8/15/2024	B&H PHOTO-	802150	RECONCILED	8/31/2024		3,496.40
		BLE		VIDEO					
49446	191079	ACCOUNTS_PAYA	8/15/2024	Ace Hardware	802545	RECONCILED	8/31/2024		141.94
		BLE		W.C.					
49466	191080	ACCOUNTS_PAYA	8/15/2024	NCS PEARSON,	802850	RECONCILED	8/31/2024		16,450.00
		BLE		INC.					
49445	191081	ACCOUNTS_PAYA	8/15/2024	MARQUISS, NIKKI	803377	RECONCILED	8/31/2024		25.64
		BLE							
49526	191082	ACCOUNTS_PAYA	8/15/2024	Butler, Ray	804589	RECONCILED	8/31/2024		300.00

Start Date: 08/01/2024

End Date: 08/31/2024

## LEBANON CITY SCHOOL DISTRICT

### Disbursement Summary Report

Reference Number	Check Number	Type	Date	Name	Vendor #	Status	Reconcile Date	Void Date	Amount
		BLE							
49501	191083	ACCOUNTS_PAYA	8/15/2024	BUTLER CO. ESC	804648	RECONCILED	8/31/2024		\$ 100.00
		BLE							
49484	191084	ACCOUNTS_PAYA	8/15/2024	GRAINGER	804685	RECONCILED	8/31/2024		320.10
		BLE							
49511	191085	ACCOUNTS_PAYA	8/15/2024	RUMPKE OF OHIO INC.	804873	RECONCILED	8/31/2024		1,816.48
		BLE							
49518	191086	ACCOUNTS_PAYA	8/15/2024	LINEHAUL HEAVY DUTY LLC	805272	RECONCILED	8/31/2024		2,213.94
		BLE							
49515	191087	ACCOUNTS_PAYA	8/15/2024	HUDL	805396	RECONCILED	8/31/2024		7,400.00
		BLE							
49459	191088	ACCOUNTS_PAYA	8/15/2024	TEWART, KIMBERLY	805513	RECONCILED	8/31/2024		24.16
		BLE							
49482	191089	ACCOUNTS_PAYA	8/15/2024	BAND SHOPPE	805593	RECONCILED	8/31/2024		2,696.85
		BLE							
49491	191090	ACCOUNTS_PAYA	8/15/2024	INTERSTATE BILLING SERVICE INC	805667	RECONCILED	8/31/2024		703.26
		BLE							
49521	191091	ACCOUNTS_PAYA	8/15/2024	PROCESS CONSTRUCTION, INC.	806004	RECONCILED	8/31/2024		3,532.74
		BLE							
49475	191092	ACCOUNTS_PAYA	8/15/2024	ARCHBISHOP ALTER HIGH SCHOOL	806134	RECONCILED	8/31/2024		375.00
		BLE							
49463	191093	ACCOUNTS_PAYA	8/15/2024	FOLLETT SCHOOL SOLUTIONS, INC.	806331	RECONCILED	8/31/2024		5,143.50
		BLE							
49450	191094	ACCOUNTS_PAYA	8/15/2024	MCGRAW-HILL SCHOOL EDUCATION	806332	RECONCILED	8/31/2024		702.54
		BLE							
49494	191095	ACCOUNTS_PAYA	8/15/2024	CUSTOM INK	806500	RECONCILED	8/31/2024		4,833.93
		BLE							
49479	191096	ACCOUNTS_PAYA	8/15/2024	GIBSON; CHERIE	806928	RECONCILED	8/31/2024		93.49
		BLE							
49457	191097	ACCOUNTS_PAYA	8/15/2024	HTG	807157	RECONCILED	8/31/2024		360.00
		BLE							
49448	191098	ACCOUNTS_PAYA	8/15/2024	TEACHER DIRECT	807245	OUTSTANDING			247.10
		BLE							
49458	191099	ACCOUNTS_PAYA	8/15/2024	SILCOX; DAVE	807279	RECONCILED	8/31/2024		118.46
		BLE							
49514	191100	ACCOUNTS_PAYA	8/15/2024	WOMACK, CARISSA	807394	OUTSTANDING			110.66
		BLE							
49531	191101	ACCOUNTS_PAYA	8/15/2024	HAUER MUSIC	807434	RECONCILED	8/31/2024		2,998.15
		BLE							
49441	191102	ACCOUNTS_PAYA	8/15/2024	SUNRISE COOPERATIVE INC.	807482	RECONCILED	8/31/2024		1,107.77
		BLE							
49452	191103	ACCOUNTS_PAYA	8/15/2024	BRENNAN, CHRIS	807511	RECONCILED	8/31/2024		274.99

Start Date: 08/01/2024

End Date: 08/31/2024

## LEBANON CITY SCHOOL DISTRICT Disbursement Summary Report

Reference Number	Check Number	Type	Date	Name	Vendor #	Status	Reconcile Date	Void Date	Amount
		BLE							
49512	191104	ACCOUNTS_PAYA	8/15/2024	BEST DRIVE LLC	807700	RECONCILED	8/31/2024		\$ 1,751.00
		BLE							
49508	191105	ACCOUNTS_PAYA	8/15/2024	HEALTHWORKS	808030	RECONCILED	8/31/2024		522.00
		BLE							
49489	191106	ACCOUNTS_PAYA	8/15/2024	OHIO CAT	808222	RECONCILED	8/31/2024		774.99
		BLE							
49487	191107	ACCOUNTS_PAYA	8/15/2024	BULK BOOKSTORE	808620	RECONCILED	8/31/2024		2,150.00
		BLE							
49443	191108	ACCOUNTS_PAYA	8/15/2024	AMAZON CAPITAL SERVICES	808695	RECONCILED	8/31/2024		7,658.78
		BLE							
49483	191109	ACCOUNTS_PAYA	8/15/2024	CINCINNATI CENTER FOR AUTISM	808734	RECONCILED	8/31/2024		17,772.72
		BLE							
49461	191110	ACCOUNTS_PAYA	8/15/2024	SCHOOLOUTLET.COM	808888	RECONCILED	8/31/2024		1,372.81
		BLE							
49467	191111	ACCOUNTS_PAYA	8/15/2024	FACILITIES MANAGEMENT EXPRESS	808915	RECONCILED	8/31/2024		7,096.81
		BLE							
49510	191112	ACCOUNTS_PAYA	8/15/2024	KEITH PANTLING	809109	RECONCILED	8/31/2024		3,500.00
		BLE							
49504	191113	ACCOUNTS_PAYA	8/15/2024	SCHOOL SPECIALTY LLC	809420	RECONCILED	8/31/2024		49.71
		BLE							
49496	191114	ACCOUNTS_PAYA	8/15/2024	THE LOCKER ROOM	809440	RECONCILED	8/31/2024		2,760.00
		BLE							
49503	191115	ACCOUNTS_PAYA	8/15/2024	SLAVENS; ISAAC	809562	RECONCILED	8/31/2024		800.00
		BLE							
49516	191116	ACCOUNTS_PAYA	8/15/2024	WILSON LANGUAGE TRAINING	809633	RECONCILED	8/31/2024		6,090.00
		BLE							
49505	191117	ACCOUNTS_PAYA	8/15/2024	WORLD FUEL SERVICES INC.	809664	RECONCILED	8/31/2024		200.25
		BLE							
49519	191118	ACCOUNTS_PAYA	8/15/2024	FOLLETT CONTENT SOLUTIONS	809666	RECONCILED	8/31/2024		296.59
		BLE							
49517	191119	ACCOUNTS_PAYA	8/15/2024	KAYLIE BAYLESS	809924	RECONCILED	8/31/2024		750.00
		BLE							
49536	191120	ACCOUNTS_PAYA	8/15/2024	ANDERSON ATHLETICS	809945	RECONCILED	8/31/2024		250.00
		BLE							
49507	191121	ACCOUNTS_PAYA	8/15/2024	OHIO SCHOLAR TRANSPORT	809952	OUTSTANDING			3,901.25
		BLE							
49480	191122	ACCOUNTS_PAYA	8/15/2024	LASER LIFE CORP	810166	RECONCILED	8/31/2024		1,439.60
		BLE							
49464	191123	ACCOUNTS_PAYA	8/15/2024	ELIZABETH ROEHL	810251	OUTSTANDING			225.30
		BLE							
49447	191124	ACCOUNTS_PAYA	8/15/2024	OFFICE 360	810289	RECONCILED	8/31/2024		3,064.26
		BLE							



Start Date: 08/01/2024

End Date: 08/31/2024

## LEBANON CITY SCHOOL DISTRICT Disbursement Summary Report

Reference Number	Check Number	Type	Date	Name	Vendor #	Status	Reconcile Date	Void Date	Amount
49472	191125	ACCOUNTS_PAYA BLE	8/15/2024	ELLA SMITH	810291	RECONCILED	8/31/2024		\$ 60.00
49527	191126	ACCOUNTS_PAYA BLE	8/15/2024	MCCROBY; ALEX	810304	OUTSTANDING			750.00
49506	191127	ACCOUNTS_PAYA BLE	8/15/2024	TINA GESELBRACHT	810384	OUTSTANDING			3.89
49525	191128	ACCOUNTS_PAYA BLE	8/15/2024	OUTDOOR ALUMINUM, INC.	810412	RECONCILED	8/31/2024		643,636.88
49485	191129	ACCOUNTS_PAYA BLE	8/15/2024	FRANK ALEXANDER VANSKOYCK III	810414	RECONCILED	8/31/2024		750.00
49513	191130	ACCOUNTS_PAYA BLE	8/15/2024	GEM CITY BEHAVIORAL SOLUTIONS, LLC	810499	RECONCILED	8/31/2024		5,000.00
49533	191131	ACCOUNTS_PAYA BLE	8/15/2024	CATHLEEN MCLAUGHLIN	810560	RECONCILED	8/31/2024		193.00
49509	191132	ACCOUNTS_PAYA BLE	8/15/2024	H5 TRAFFIC SAFETY LLC	810581	RECONCILED	8/31/2024		8,650.00
49530	191133	ACCOUNTS_PAYA BLE	8/15/2024	HOPE SQUAD INC	810594	RECONCILED	8/31/2024		5,000.00
49532	191134	ACCOUNTS_PAYA BLE	8/15/2024	TITAN COMMERCIAL FLOORING INC	810595	RECONCILED	8/31/2024		7,976.00
49535	191135	ACCOUNTS_PAYA BLE	8/15/2024	CALEB PATTON	810632	RECONCILED	8/31/2024		750.00
49544	191136	ACCOUNTS_PAYA BLE	8/22/2024	ASCD	10097	RECONCILED	8/31/2024		75.00
49573	191137	ACCOUNTS_PAYA BLE	8/22/2024	BSN SPORTS , LLC	20920	RECONCILED	8/31/2024		1,017.60
49610	191138	ACCOUNTS_PAYA BLE	8/22/2024	BROOKS; MARGARET JO	20992	OUTSTANDING			154.26
49600	191139	ACCOUNTS_PAYA BLE	8/22/2024	CDW GOVERNMENT INC.	30015	RECONCILED	8/31/2024		463.69
49588	191140	ACCOUNTS_PAYA BLE	8/22/2024	DUKE ENERGY PAYMENT PROCESSING	30760	RECONCILED	8/31/2024		470.88
49548	191141	ACCOUNTS_PAYA BLE	8/22/2024	CONNOR ELECTRIC CO.	31230	RECONCILED	8/31/2024		2,833.85
49602	191142	ACCOUNTS_PAYA BLE	8/22/2024	CORPORATE DOCUMENT SOLUTIONS	31381	RECONCILED	8/31/2024		11,682.93
49574	191143	ACCOUNTS_PAYA BLE	8/22/2024	CREECH'S	31579	RECONCILED	8/31/2024		199.60
49547	191144	ACCOUNTS_PAYA BLE	8/22/2024	U.S. BANK	50555	RECONCILED	8/31/2024		659.51
49604	191145	ACCOUNTS_PAYA BLE	8/22/2024	GORDON FOOD SERVICE	70449	RECONCILED	8/31/2024		3,995.47

Start Date: 08/01/2024

End Date: 08/31/2024

## LEBANON CITY SCHOOL DISTRICT

### Disbursement Summary Report

Reference Number	Check Number	Type	Date	Name	Vendor #	Status	Reconcile Date	Void Date	Amount
49551	191146	ACCOUNTS_PAYA BLE	8/22/2024	HOME DEPOT CREDIT SERVICES	80907	OUTSTANDING			\$ 374.19
49567	191147	ACCOUNTS_PAYA BLE	8/22/2024	KOCH REFRIGERATION CO.	110442	RECONCILED	8/31/2024		270.00
49595	191148	ACCOUNTS_PAYA BLE	8/22/2024	KROGER CO.	110545	RECONCILED	8/31/2024		64.89
49541	191149	ACCOUNTS_PAYA BLE	8/22/2024	LEBANON ELECTRIC SUPPLY INC.	120490	RECONCILED	8/31/2024		17,282.87
49581	191150	ACCOUNTS_PAYA BLE	8/22/2024	LINSLEY; EMILY	120778	OUTSTANDING			431.09
49575	191151	ACCOUNTS_PAYA BLE	8/22/2024	MINUTEMAN PRESS	131320	OUTSTANDING			565.55
49599	191152	ACCOUNTS_PAYA BLE	8/22/2024	NASSP	140283	RECONCILED	8/31/2024		270.00
49555	191153	ACCOUNTS_PAYA BLE	8/22/2024	OTC BRANDS INC.	150457	RECONCILED	8/31/2024		135.98
49582	191154	ACCOUNTS_PAYA BLE	8/22/2024	POFF'S LAWN & LANDSCAPING	160466	RECONCILED	8/31/2024		1,905.00
49586	191155	ACCOUNTS_PAYA BLE	8/22/2024	REALLY GOOD STUFF, LLC	180182	RECONCILED	8/31/2024		139.96
49597	191156	ACCOUNTS_PAYA BLE	8/22/2024	SILCO FIRE & SECURITY	191013	RECONCILED	8/31/2024		395.00
49578	191157	ACCOUNTS_PAYA BLE	8/22/2024	ST. RITA SCHOOL FOR	191940	RECONCILED	8/31/2024		93,786.00
49585	191158	ACCOUNTS_PAYA BLE	8/22/2024	TEACHERS DISCOVERY	200138	RECONCILED	8/31/2024		53.17
49596	191159	ACCOUNTS_PAYA BLE	8/22/2024	TIME FOR KIDS	200283	OUTSTANDING			165.00
49545	191160	ACCOUNTS_PAYA BLE	8/22/2024	CAPITAL ONE	220900	RECONCILED	8/31/2024		488.29
49565	191161	ACCOUNTS_PAYA BLE	8/22/2024	ZIMMER TRACTORS	260057	RECONCILED	8/31/2024		323.22
49592	191162	ACCOUNTS_PAYA BLE	8/22/2024	OSBA	610088	OUTSTANDING			200.00
49612	191163	ACCOUNTS_PAYA BLE	8/22/2024	NEOLA; INC.	802173	RECONCILED	8/31/2024		795.00
49568	191164	ACCOUNTS_PAYA BLE	8/22/2024	Ace Hardware W.C.	802545	OUTSTANDING			335.41
49603	191165	ACCOUNTS_PAYA BLE	8/22/2024	ADORAMA INC.	802831	RECONCILED	8/31/2024		7.50
49594	191166	ACCOUNTS_PAYA BLE	8/22/2024	AIRGAS USA LLC	804036	RECONCILED	8/31/2024		279.17
49557	191167	ACCOUNTS_PAYA BLE	8/22/2024	AWARDS OF EXCELLENCE	804212	OUTSTANDING			408.00
49587	191168	ACCOUNTS_PAYA	8/22/2024	SUTTON,	804278	RECONCILED	8/31/2024		87.04

Start Date: 08/01/2024

End Date: 08/31/2024

## LEBANON CITY SCHOOL DISTRICT

### Disbursement Summary Report

Reference Number	Check Number	Type	Date	Name	Vendor #	Status	Reconcile Date	Void Date	Amount
		BLE		BARBARA					
49611	191169	ACCOUNTS_PAYA	8/22/2024	GRAINGER	804685	RECONCILED	8/31/2024		\$ 177.12
		BLE							
49598	191170	ACCOUNTS_PAYA	8/22/2024	EMERGE IT SOLUTIONS	805427	RECONCILED	8/31/2024		682.50
		BLE							
49570	191171	ACCOUNTS_PAYA	8/22/2024	VISTA HIGHER LEARNING	805845	RECONCILED	8/31/2024		9,301.22
		BLE							
49558	191172	ACCOUNTS_PAYA	8/22/2024	EDMENTUM, INC.	806217	RECONCILED	8/31/2024		2,911.25
		BLE							
49564	191173	ACCOUNTS_PAYA	8/22/2024	GIBSON; CHERIE	806928	RECONCILED	8/31/2024		118.39
		BLE							
49543	191174	ACCOUNTS_PAYA	8/22/2024	FOLLETT HIGHER EDUCATION GROUP	807081	RECONCILED	8/31/2024		27.19
		BLE							
49572	191175	ACCOUNTS_PAYA	8/22/2024	HTG	807157	RECONCILED	8/31/2024		2,572.50
		BLE							
49605	191176	ACCOUNTS_PAYA	8/22/2024	TEACHER DIRECT	807245	OUTSTANDING			671.56
		BLE							
49563	191177	ACCOUNTS_PAYA	8/22/2024	TIFFANY MARTIN	807350	OUTSTANDING			197.37
		BLE							
49589	191178	ACCOUNTS_PAYA	8/22/2024	WOMACK, CARISSA	807394	OUTSTANDING			64.42
		BLE							
49562	191179	ACCOUNTS_PAYA	8/22/2024	POWER SCHOOL GROUP, LLC	807445	RECONCILED	8/31/2024		9,012.80
		BLE							
49591	191180	ACCOUNTS_PAYA	8/22/2024	BOOKPAL LLC	807846	OUTSTANDING			2,799.00
		BLE							
49590	191181	ACCOUNTS_PAYA	8/22/2024	KOENIG EQUIPMENT	808194	RECONCILED	8/31/2024		26.34
		BLE							
49576	191182	ACCOUNTS_PAYA	8/22/2024	OHIO CAT	808222	RECONCILED	8/31/2024		1,450.78
		BLE							
49609	191183	ACCOUNTS_PAYA	8/22/2024	LOGE; MICHAEL	808230	RECONCILED	8/31/2024		373.59
		BLE							
49560	191184	ACCOUNTS_PAYA	8/22/2024	DID YOU KNOW PUBLISHING INC	808335	RECONCILED	8/31/2024		1,875.00
		BLE							
49553	191185	ACCOUNTS_PAYA	8/22/2024	HEADLINES SPORTSWEAR	808408	RECONCILED	8/31/2024		9,996.98
		BLE							
49608	191186	ACCOUNTS_PAYA	8/22/2024	THE WELLINGTON INITIATIVE	808554	OUTSTANDING			7,817.58
		BLE							
49556	191187	ACCOUNTS_PAYA	8/22/2024	COMMERCIAL PARTS & SERVICE	808635	RECONCILED	8/31/2024		781.00
		BLE							
49606	191188	ACCOUNTS_PAYA	8/22/2024	BARGER; HOLLY	808674	RECONCILED	8/31/2024		77.75
		BLE							
49538	191189	ACCOUNTS_PAYA	8/22/2024	AMAZON CAPITAL SERVICES	808695	RECONCILED	8/31/2024		12,734.32
		BLE							
49569	191190	ACCOUNTS_PAYA	8/22/2024	RIVERSIDE	808815	RECONCILED	8/31/2024		13,567.50

Start Date: 08/01/2024

End Date: 08/31/2024

## LEBANON CITY SCHOOL DISTRICT Disbursement Summary Report

Reference Number	Check Number	Type	Date	Name	Vendor #	Status	Reconcile Date	Void Date	Amount
49571	191191	BLE ACCOUNTS_PAYA BLE	8/22/2024	INSIGHTS UNIVERSAL ENVIRONMENTA L	808916	RECONCILED	8/31/2024		\$ 100.00
49546	191192	BLE ACCOUNTS_PAYA BLE	8/22/2024	ROCKALINGUA INC.	809197	OUTSTANDING			2,093.00
49540	191193	BLE ACCOUNTS_PAYA BLE	8/22/2024	CHRISTENSEN; LANE	809555	RECONCILED	8/31/2024		388.54
49552	191194	BLE ACCOUNTS_PAYA BLE	8/22/2024	OHIO DEPT OF AGRICULTURE	809585	OUTSTANDING			35.00
49577	191195	BLE ACCOUNTS_PAYA BLE	8/22/2024	THE FEED STORE	809772	OUTSTANDING			149.61
49561	191196	BLE ACCOUNTS_PAYA BLE	8/22/2024	INCIDENT IQ LLC	809788	RECONCILED	8/31/2024		839.06
49607	191197	BLE ACCOUNTS_PAYA BLE	8/22/2024	KEY BEHAVIOR SERVICES LLC	809982	RECONCILED	8/31/2024		5,099.73
49580	191198	BLE ACCOUNTS_PAYA BLE	8/22/2024	TITAN TROPHIES & APPAREL LLC	810205	RECONCILED	8/31/2024		63.50
49539	191199	BLE ACCOUNTS_PAYA BLE	8/22/2024	OFFICE 360	810289	RECONCILED	8/31/2024		3,860.12
49593	191200	BLE ACCOUNTS_PAYA BLE	8/22/2024	JAN MILLER BURKINS CONSULTING LLC	810340	RECONCILED	8/31/2024		324.00
49566	191201	BLE ACCOUNTS_PAYA BLE	8/22/2024	BE WELL ENTERPRISES LLC	810443	OUTSTANDING			645.00
49601	191202	BLE ACCOUNTS_PAYA BLE	8/22/2024	M & R ELECTRIC MOTOR SERVICE, INC	810511	RECONCILED	8/31/2024		2,150.00
49554	191203	BLE ACCOUNTS_PAYA BLE	8/22/2024	PROTECH PROJECTION SYSTEMS, INC	810530	RECONCILED	8/31/2024		3,315.00
49542	191204	BLE ACCOUNTS_PAYA BLE	8/22/2024	AMPLIFY EDUCATION INC	810598	OUTSTANDING			26,978.00
49559	191205	BLE ACCOUNTS_PAYA BLE	8/22/2024	OLIVIA WEISBRODT	810622	RECONCILED	8/31/2024		40.20
49549	191206	BLE ACCOUNTS_PAYA BLE	8/22/2024	RISE VISION	810625	RECONCILED	8/31/2024		3,735.00
49579	191207	BLE ACCOUNTS_PAYA BLE	8/22/2024	NATALIE CHANCE	810635	RECONCILED	8/31/2024		750.00
49584	191208	BLE ACCOUNTS_PAYA BLE	8/22/2024	ZACHARY SASSER	810636	RECONCILED	8/31/2024		750.00
49550	191209	BLE ACCOUNTS_PAYA BLE	8/22/2024	CLARA WAHSUM	810637	OUTSTANDING			750.00
49583	191210	BLE ACCOUNTS_PAYA BLE	8/22/2024	INSTRUCTURE INC	810641	RECONCILED	8/31/2024		6,398.70
49625	191211	ACCOUNTS_PAYA	8/23/2024	BUTLER; SCOTT	21137	RECONCILED	8/31/2024		157.63

Start Date: 08/01/2024

End Date: 08/31/2024

## LEBANON CITY SCHOOL DISTRICT Disbursement Summary Report

Reference Number	Check Number	Type	Date	Name	Vendor #	Status	Reconcile Date	Void Date	Amount
49618	191212	BLE ACCOUNTS_PAYA	8/23/2024	DUKE ENERGY PAYMENT PROCESSING	30760	OUTSTANDING			\$ 3,079.65
49619	191213	BLE ACCOUNTS_PAYA	8/23/2024	MIAMI VALLEY TEAM SPORTS	131055	RECONCILED	8/31/2024		4,250.00
49624	191214	BLE ACCOUNTS_PAYA	8/23/2024	MCCUTCHEON MUSIC	520525	OUTSTANDING			2,400.00
49620	191215	BLE ACCOUNTS_PAYA	8/23/2024	BECK STUDIOS INC.	803314	RECONCILED	8/31/2024		3,800.00
49621	191216	BLE ACCOUNTS_PAYA	8/23/2024	DEBRA-KUEMPEL	808405	OUTSTANDING			850.87
49616	191217	BLE ACCOUNTS_PAYA	8/23/2024	O'REILLY AUTO PARTS	808521	OUTSTANDING			136.86
49617	191218	BLE ACCOUNTS_PAYA	8/23/2024	AMAZON CAPITAL SERVICES	808695	OUTSTANDING			5,030.66
49622	191219	BLE ACCOUNTS_PAYA	8/23/2024	SCHOOL SPECIALTY LLC	809420	OUTSTANDING			1,092.72
49623	191220	BLE ACCOUNTS_PAYA	8/23/2024	ANNA SOUTHARD	809915	OUTSTANDING			20.27
49626	191221	BLE ACCOUNTS_PAYA	8/27/2024	KRISTEN ZENNER	810643	OUTSTANDING			25.00
49696	191222	BLE ACCOUNTS_PAYA	8/29/2024	BASA	20210	OUTSTANDING			2,062.76
49658	191223	BLE ACCOUNTS_PAYA	8/29/2024	BECKMAN ENVIRONMENTA L	20330	OUTSTANDING			133.10
49644	191224	BLE ACCOUNTS_PAYA	8/29/2024	BETHESDA HEALTHCARE INC.	20453	OUTSTANDING			805.00
49689	191225	BLE ACCOUNTS_PAYA	8/29/2024	BSN SPORTS , LLC	20920	OUTSTANDING			504.00
49699	191226	BLE ACCOUNTS_PAYA	8/29/2024	BUCKEYE POWER SALES CO. INC.	20934	OUTSTANDING			3,255.00
49643	191227	BLE ACCOUNTS_PAYA	8/29/2024	DUKE ENERGY PAYMENT PROCESSING	30760	OUTSTANDING			1,272.88
49666	191228	BLE ACCOUNTS_PAYA	8/29/2024	CINTAS	30810	OUTSTANDING			262.92
49660	191229	BLE ACCOUNTS_PAYA	8/29/2024	CLARY SIGNS	30926	OUTSTANDING			254.96
49700	191230	BLE ACCOUNTS_PAYA	8/29/2024	CONNOR ELECTRIC CO.	31230	OUTSTANDING			500.00
49659	191231	BLE ACCOUNTS_PAYA	8/29/2024	CREECH'S	31579	OUTSTANDING			40,519.60
49641	191232	BLE ACCOUNTS_PAYA	8/29/2024	U.S. BANK	50555	OUTSTANDING			189.53

Start Date: 08/01/2024

End Date: 08/31/2024

## LEBANON CITY SCHOOL DISTRICT

### Disbursement Summary Report

Reference Number	Check Number	Type	Date	Name	Vendor #	Status	Reconcile Date	Void Date	Amount
49688	191233	ACCOUNTS_PAYA BLE	8/29/2024	GRALER; MARK	70530	OUTSTANDING			\$ 87.75
49628	191234	ACCOUNTS_PAYA BLE	8/29/2024	HOME DEPOT CREDIT SERVICES	80907	OUTSTANDING			541.60
49650	191235	ACCOUNTS_PAYA BLE	8/29/2024	KOCH REFRIGERATION CO.	110442	OUTSTANDING			3,029.80
49677	191236	ACCOUNTS_PAYA BLE	8/29/2024	LEBANON LAROSA'S	120178	OUTSTANDING			743.75
49629	191237	ACCOUNTS_PAYA BLE	8/29/2024	KOI AUTO PARTS	120430	OUTSTANDING			48.53
49657	191238	ACCOUNTS_PAYA BLE	8/29/2024	LEBANON HIGH SCHOOL	120630	OUTSTANDING			734.18
49675	191239	ACCOUNTS_PAYA BLE	8/29/2024	LOWE'S	121095	OUTSTANDING			77.28
49703	191240	ACCOUNTS_PAYA BLE	8/29/2024	MINUTEMAN PRESS	131320	OUTSTANDING			74.21
49687	191241	ACCOUNTS_PAYA BLE	8/29/2024	MOBILCOMM INC.	131456	OUTSTANDING			425.00
49670	191242	ACCOUNTS_PAYA BLE	8/29/2024	OAESA	150000	OUTSTANDING			295.00
49669	191243	ACCOUNTS_PAYA BLE	8/29/2024	OASSA - OH ASSOCIATION OF	150105	OUTSTANDING			295.00
49638	191244	ACCOUNTS_PAYA BLE	8/29/2024	OHIO ACTE	150136	OUTSTANDING			105.00
49679	191245	ACCOUNTS_PAYA BLE	8/29/2024	PHILLIPS SUPPLY CO.	160320	OUTSTANDING			684.70
49716	191246	ACCOUNTS_PAYA BLE	8/29/2024	REALLY GOOD STUFF, LLC	180182	OUTSTANDING			15.99
49682	191247	ACCOUNTS_PAYA BLE	8/29/2024	RIDDELL	180414	OUTSTANDING			4,974.95
49690	191248	ACCOUNTS_PAYA BLE	8/29/2024	SHIFFLER EQUIPMENT SALES INC	190916	OUTSTANDING			308.65
49686	191249	ACCOUNTS_PAYA BLE	8/29/2024	SILCO FIRE & SECURITY	191013	OUTSTANDING			1,837.20
49683	191250	ACCOUNTS_PAYA BLE	8/29/2024	SOUTHWEST OHIO WRESTLING	191371	OUTSTANDING			400.00
49663	191251	ACCOUNTS_PAYA BLE	8/29/2024	STANTON'S SHEET MUSIC	191611	OUTSTANDING			158.83
49674	191252	ACCOUNTS_PAYA BLE	8/29/2024	STIGLER SUPPLY CO.	191859	OUTSTANDING			691.32
49635	191253	ACCOUNTS_PAYA BLE	8/29/2024	TOWNE PEST CONTROL	200392	OUTSTANDING			375.00
49651	191254	ACCOUNTS_PAYA BLE	8/29/2024	TROPHY AWARDS	200559	OUTSTANDING			473.00

Start Date: 08/01/2024

End Date: 08/31/2024

## LEBANON CITY SCHOOL DISTRICT

### Disbursement Summary Report

Reference Number	Check Number	Type	Date	Name	Vendor #	Status	Reconcile Date	Void Date	Amount
49654	191255	ACCOUNTS_PAYA BLE	8/29/2024	WARREN COUNTY ESC	230196	OUTSTANDING			\$ 158,219.60
49713	191256	ACCOUNTS_PAYA BLE	8/29/2024	WILLIAM H. SADLIER INC.	230592	OUTSTANDING			1,517.78
49693	191257	ACCOUNTS_PAYA BLE	8/29/2024	TURPIN; LIBBY	611221	OUTSTANDING			40.00
49694	191258	ACCOUNTS_PAYA BLE	8/29/2024	HENRY SCHEIN INC.	801880	OUTSTANDING			14.60
49645	191259	ACCOUNTS_PAYA BLE	8/29/2024	ROCHESTER 100 INC.	803358	OUTSTANDING			768.45
49655	191260	ACCOUNTS_PAYA BLE	8/29/2024	KLOSTERMAN BAKING COMPANY	803558	OUTSTANDING			774.03
49649	191261	ACCOUNTS_PAYA BLE	8/29/2024	HEALTHCARE PROCESS	803575	OUTSTANDING			6,750.00
49709	191262	ACCOUNTS_PAYA BLE	8/29/2024	W.R. HACKETT, INC.	804035	OUTSTANDING			352.45
49681	191263	ACCOUNTS_PAYA BLE	8/29/2024	HOUGHTON MIFFLIN HARCOURT	804155	OUTSTANDING			2,804.88
49664	191264	ACCOUNTS_PAYA BLE	8/29/2024	STAPLES BUSINESS ADVANTAGE	804156	OUTSTANDING			667.43
49698	191265	ACCOUNTS_PAYA BLE	8/29/2024	SHUMAKER, KELLI	804223	OUTSTANDING			29.90
49684	191266	ACCOUNTS_PAYA BLE	8/29/2024	SUTTON, BARBARA	804278	OUTSTANDING			200.51
49707	191267	ACCOUNTS_PAYA BLE	8/29/2024	BUTLER CO. ESC	804648	OUTSTANDING			2,533.00
49634	191268	ACCOUNTS_PAYA BLE	8/29/2024	CORNELL STUDIO SUPPLY	804844	OUTSTANDING			2,440.00
49717	191269	ACCOUNTS_PAYA BLE	8/29/2024	ARCHBISHOP MOELLER H.S.	805370	OUTSTANDING			330.00
49671	191270	ACCOUNTS_PAYA BLE	8/29/2024	INTERSTATE BILLING SERVICE INC	805667	OUTSTANDING			11,641.70
49630	191271	ACCOUNTS_PAYA BLE	8/29/2024	EDMENTUM, INC.	806217	OUTSTANDING			2,802.00
49706	191272	ACCOUNTS_PAYA BLE	8/29/2024	CHARD SNYDER & ASSOCIATES	806236	OUTSTANDING			1,101.00
49661	191273	ACCOUNTS_PAYA BLE	8/29/2024	VERIZON WIRELESS	806436	OUTSTANDING			1,307.21
49697	191274	ACCOUNTS_PAYA BLE	8/29/2024	MARSHALL MEMO LLC	806534	OUTSTANDING			230.00
49640	191275	ACCOUNTS_PAYA BLE	8/29/2024	FIRST ADVANTAGE TAX	807093	OUTSTANDING			240.00
49685	191276	ACCOUNTS_PAYA BLE	8/29/2024	HTG	807157	OUTSTANDING			2,402.50

Start Date: 08/01/2024

End Date: 08/31/2024

## LEBANON CITY SCHOOL DISTRICT

### Disbursement Summary Report

Reference Number	Check Number	Type	Date	Name	Vendor #	Status	Reconcile Date	Void Date	Amount
49705	191277	ACCOUNTS_PAYA BLE	8/29/2024	SILCOX; DAVE	807279	OUTSTANDING			\$ 256.49
49701	191278	ACCOUNTS_PAYA BLE	8/29/2024	CUMMINS, MELINDA	807424	OUTSTANDING			46.25
49672	191279	ACCOUNTS_PAYA BLE	8/29/2024	HAUER MUSIC	807434	OUTSTANDING			524.00
49695	191280	ACCOUNTS_PAYA BLE	8/29/2024	SENSATIONAL BRAIN LLC	808006	OUTSTANDING			65.00
49637	191281	ACCOUNTS_PAYA BLE	8/29/2024	KOENIG EQUIPMENT	808194	OUTSTANDING			12.73
49653	191282	ACCOUNTS_PAYA BLE	8/29/2024	OHIO CAT	808222	OUTSTANDING			1,240.80
49676	191283	ACCOUNTS_PAYA BLE	8/29/2024	DEBRA-KUEMPEL	808405	OUTSTANDING			1,675.00
49646	191284	ACCOUNTS_PAYA BLE	8/29/2024	ERVIN EDUCATIONAL CONSULTING	808558	OUTSTANDING			4,676.78
49712	191285	ACCOUNTS_PAYA BLE	8/29/2024	COMMERCIAL PARTS & SERVICE	808635	OUTSTANDING			342.00
49627	191286	ACCOUNTS_PAYA BLE	8/29/2024	AMAZON CAPITAL SERVICES	808695	OUTSTANDING			6,452.81
49632	191287	ACCOUNTS_PAYA BLE	8/29/2024	AFFORDABLE LANGUAGE SERVICES	809194	OUTSTANDING			1,165.50
49680	191288	ACCOUNTS_PAYA BLE	8/29/2024	TINDERGLOW LLC	809229	OUTSTANDING			9,379.25
49710	191289	ACCOUNTS_PAYA BLE	8/29/2024	SCHOOL SPECIALTY LLC	809420	OUTSTANDING			95.36
49642	191290	ACCOUNTS_PAYA BLE	8/29/2024	ALCOR SUPPLY COMPANY	809425	OUTSTANDING			5,443.80
49673	191291	ACCOUNTS_PAYA BLE	8/29/2024	AVID SIGNS PLUS LLC.	809483	OUTSTANDING			35.00
49708	191292	ACCOUNTS_PAYA BLE	8/29/2024	TAYLOR & FRANCIS LLC	809598	OUTSTANDING			41.62
49636	191293	ACCOUNTS_PAYA BLE	8/29/2024	WILSON LANGUAGE TRAINING	809633	OUTSTANDING			11,161.80
49633	191294	ACCOUNTS_PAYA BLE	8/29/2024	OHSPRA - OHIO SCHOOL	809777	OUTSTANDING			100.00
49711	191295	ACCOUNTS_PAYA BLE	8/29/2024	NORTHEASTERN ATHLETIC DEPARTMENT	809971	OUTSTANDING			300.00
49656	191296	ACCOUNTS_PAYA BLE	8/29/2024	BRICKER GRAYDON LLP	810148	OUTSTANDING			400.00
49648	191297	ACCOUNTS_PAYA BLE	8/29/2024	IGS VENTURES, INC	810167	OUTSTANDING			3,254.50



Start Date: 08/01/2024

End Date: 08/31/2024

## LEBANON CITY SCHOOL DISTRICT

### Disbursement Summary Report

Reference Number	Check Number	Type	Date	Name	Vendor #	Status	Reconcile Date	Void Date	Amount
49691	191298	ACCOUNTS_PAYA BLE	8/29/2024	ELIZABETH ROEHL	810251	OUTSTANDING			\$ 23.97
49715	191299	ACCOUNTS_PAYA BLE	8/29/2024	KATHERINE WHEELER	810263	OUTSTANDING			2,500.00
49631	191300	ACCOUNTS_PAYA BLE	8/29/2024	OFFICE 360	810289	OUTSTANDING			686.96
49704	191301	ACCOUNTS_PAYA BLE	8/29/2024	COFFEE CARAVAN	810328	OUTSTANDING			600.00
49714	191302	ACCOUNTS_PAYA BLE	8/29/2024	RYAN'S ALL GLASS	810346	OUTSTANDING			1,213.00
49678	191303	ACCOUNTS_PAYA BLE	8/29/2024	VENTRIS LEARNING LLC	810352	OUTSTANDING			451.50
49702	191304	ACCOUNTS_PAYA BLE	8/29/2024	ESE SOLUTIONS, LLC	810456	OUTSTANDING			9,870.00
49667	191305	ACCOUNTS_PAYA BLE	8/29/2024	JUSTIN PHILLIP PERRY	810502	OUTSTANDING			30,976.67
49652	191306	ACCOUNTS_PAYA BLE	8/29/2024	BULL'S EYE BRANDS, INC	810577	OUTSTANDING			4,509.35
49662	191307	ACCOUNTS_PAYA BLE	8/29/2024	ATLANTIC FOODS CORP	810578	OUTSTANDING			824.96
49647	191308	ACCOUNTS_PAYA BLE	8/29/2024	ALTAFIBER	810592	OUTSTANDING			1,903.83
49639	191309	ACCOUNTS_PAYA BLE	8/29/2024	ALTAFIBER - 1942943	810626	OUTSTANDING			34.91
49692	191310	ACCOUNTS_PAYA BLE	8/29/2024	PAM LAKE	810648	OUTSTANDING			25.00
49668	191311	ACCOUNTS_PAYA BLE	8/29/2024	SENECA EAST LOCAL SCHOOLS	810649	OUTSTANDING			150.00
49727	191327	ACCOUNTS_PAYA BLE	8/30/2024	DAKOTA LODER	810547	OUTSTANDING			2,000.00
<b>Grand Total</b>									<b>\$ 1,993,620.14</b>

**Lebanon City School District  
Bank Reconciliation  
August 31, 2024**

**BANK & INVESTMENT ACCOUNTS**

LCNB Operating Account - Current Balance	\$	14,308,949.25
Change Funds		60.00
Dragonfly - Ending Balance		47,966.00
STAR Ohio - General (33648)		11,120,744.89
STAR Ohio - Expendable Scholarships (68988)		170,831.26
STAR Ohio - Nonexpendable Scholarships (68979)		130,758.60
STAR Ohio - Construction Retainage (76921)		2,570.32
STAR Ohio - Retainage (76887)		44,820.68
Red Tree/US Bank Investment Fund		2,399,258.13
Huntington - HCS Investment Fund 020103 (NetXInvestor)		18,634,782.65
Huntington ICS Demand Deposit Investment Fund - 0242		4,743,837.73
Huntington Economy Checking - 0242		25,877.52
	<b>TOTAL \$</b>	<b>51,630,457.03</b>

**OUTSTANDING CHECKS**

O/S Checks - LCNB Operating	(462,968.79)
-----------------------------	--------------

**BANK ADJUSTMENTS**

Pay K-12 Fraudulent Deposits & Subsequent Chargebacks w/ fees	2,689.87
Interest to be Transferred to Operating Acct from LCNB Payroll Acct	4.61
Medicare Board Share not transferred from Operating to Payroll Acct for 8/5/24 pay - <i>Transf 9/6/24</i>	(22,338.77)
Medicare Board Share not transferred from Operating to Payroll Acct for 8/20/24 pay - <i>Transf 9/6/24</i>	(23,412.65)
8/29/24 Transfer from Operating to Payroll corrected - <i>Transferred 9/6/24</i>	10,000.00
NSF Fee - Needs transferred from Operating to Payroll Account - <i>Transferred 9/6/24</i>	(25.00)
Other Payroll transfer not needed - <i>Transferred 9/12/24</i>	90,000.00
Medicare Board Shares not transferred Properly from Correction Pays - <i>Transferred 9/12/24</i>	34.16
Gross payroll Transfers not made for Correction Pays - <i>Transferred 9/12/24</i>	2,355.71
Receipt #128136 from 8/31/2024 - Posted in USAS but not deposited to bank until Sept	600.00
Receipt #128135 from 8/31/2024 - Posted in USAS but not deposited to bank until Sept	2,787.60
Receipt #128134 from 8/31/2024 - Posted in USAS but not deposited to bank until Sept	3,370.75
Receipt #128133 from 8/31/2024 - Posted in USAS but not deposited to bank until Sept	25.00
Receipt #128132 from 8/31/2024 - Posted in USAS but not deposited to bank until Sept	3,406.00
Receipt #128141 from 8/30/2024 - Posted in USAS but not deposited to bank until Sept	255.50

**ADJUSTED BANK BALANCE \$ 51,237,241.02**

**BOOK BALANCE**

Cash Summary Report - Fund Balance	\$	51,401,188.82
------------------------------------	----	---------------

**ADJUSTMENTS TO BOOK**

SWOOSH Employer Share reconciling adjustment needs posted in USAS	(4,471.29)
---	------------

MetLife Employer Share reconciling adjustment needs posted in USAS	(151.04)
Voya Employer Share reconciling adjustment needs posted in USAS	(22.10)
SWOOSH Employer Share reconciling adjustment needs posted in USAS - July	(2,787.51)
MetLife Employer Share reconciling adjustment needs posted in USAS - July	(238.30)
Voya Employer Share reconciling adjustment needs posted in USAS - July	(10.39)
Reconciling Item	3,280.53
SWOOSH Employer Share reconciling adjustment needs posted in USAS - Aug	(6,094.63)
MetLife Employer Share reconciling adjustment needs posted in USAS - Aug	(306.70)
Voya Employer Share reconciling adjustment needs posted in USAS - Aug	(36.36)
RedTree Memo Check - August 2024 Bank Charges	(311.54)
LCNB Memo Check - August 2024 NSF Charge from Payroll Acct	(25.00)
Dragonfly Memo Check - Did not account for all charges	(813.50)
SERS Memo Ck does not match bank withdrawal	(150,780.11)
Unknown Bank Withdrawal form 8/6/24	(2,000.00)
Medicare corrections not made on Memo Ck or Receipt	34.16
Transportation Purchase of Food - Inv #213 (\$185.32) & 169 (\$123.16) - Ck #191314	208.48
New Teacher Orientation Purchase of Food - Inv	500.00
Recruit & Hire Supplies - Inv	77.50

ADJUSTED BOOK BALANCE \$ 51,237,241.02



ADJUSTED BALANCE -

Reviewed By: Karen Ervin

Date: 9/12/24

Lebanon City School District  
Payroll Reconciliation  
August 31, 2024

LCNB Payroll Account - Current Balance	97,682.61
<b>Outstanding Checks</b>	
<hr/>	
O/S Checks - LCNB Payroll	(41,773.82)
<b>Deposits in Transit</b>	
<hr/>	
Adjusted Bank Balance	55,908.79
<b>Adjustments</b>	
<hr/>	
Interest for Current Month - To be transferred to Operating Account - <i>Transferred 9/5/24</i>	(4.61)
Medicare Board Share not transferred from Operating Acct for 8/5/24 pay - <i>Transferred 9/6/24</i>	22,338.77
Medicare Board Share not transferred from Operating Acct for 8/20/24 pay - <i>Transferred 9/6/24</i>	23,412.65
8/29/24 Transfer from Operating to Payroll corrected - <i>Transferred 9/6/24</i>	(10,000.00)
NSF Fee - Needs transferred from Operating Account - <i>Transferred 9/6/24</i>	25.00
Other transfers not needed	(90,000.00)
8/20 Regular Pay: Federal Income Tax - Paid more than USPS Item Summary Report	0.06
8/20/24 Correction Pay: Federal Income Tax Payment - Paid to IRS in September	(8.04)
8/22/24 Correction Pay: Federal Income Tax Payment - Paid to IRS in September	(94.24)
8/20/24 Voided Pay Correction: Federal Income Tax Payment - Paid to IRS in September	69.82
8/22/24 Voided Pay Correction: Federal Income Tax Payment - Paid to IRS in September	293.55
8/20 Correction Pay: Ohio Tax	(1.45)
8/22 Correction Pay: Ohio Tax	(33.20)
8/20 Voided Pay Correction: Ohio Tax	17.16
8/22 Voided Pay Correction: Ohio Tax	74.51
8/20 Regular Pay: SERS - Paid more than USPS Item Summary Reports	120.19
8/20/24 Correction Pay: SERS Payment - Paid in September	109.80
8/22/24 Correction Pay: SERS Payment - Paid in September	334.95
8/20/24 Voided Pay Correction: SERS Payment - Paid in September	(27.75)
8/22/24 Voided Pay Correction: SERS Payment - Paid in September	(181.43)
8/20/24 Correction Pay: Medicare Board Share Transfer In	4.02
8/22/24 Correction Pay: Medicare Board Share Transfer In	26.31
8/20/24 Voided Pay Correction: Medicare Board Share Transfer In	(15.92)
8/22/24 Voided Pay Correction: Medicare Board Share Transfer In	(48.57)
8/20/24 Voided Pay Correction: Not transferred back to Operating Acct	(1,097.98)
8/22/24 Voided Pay Correction: Not transferred back to Operating Acct	(3,349.50)
8/20/24 Correction Pay: Not transferred from Operating Acct	277.46

8/22/24 Correction Pay: Not transferred from Operating Acct	1,814.31
8/20/24 Correction Pay: Lebanon City Income Tax Overpayment (by physical ck)	12.31
8/22/24 Correction Pay: Lebanon City Income Tax Overpayment (by physical ck)	23.03

Adjusted Balance 0.00

Reconciliation Reviewed By: Karen Erwin

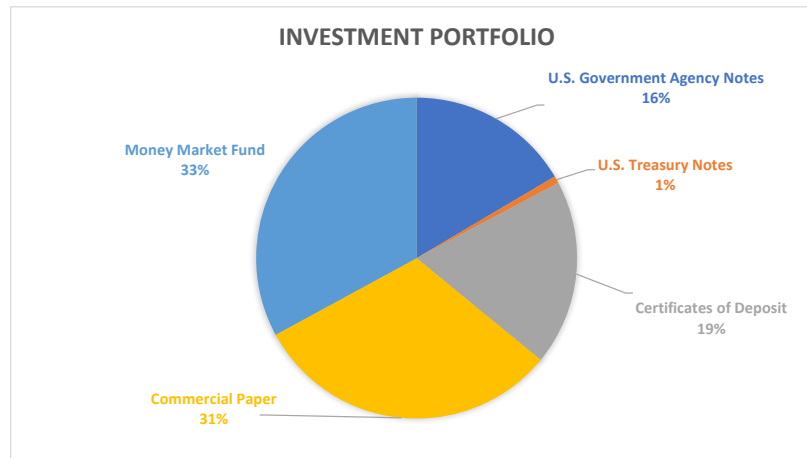
**Lebanon City School District**  
**Investment Report**  
**8/31/2024**

Type	Issuer	Cost	Coupon Rate	Maturity Date	Purchase Date	Yield to Maturity	Days to Maturity	Market Value
<b>U.S. GOVERNMENT AGENCY NOTES</b>								
FHLB Note (3130APH65)	Red Tree Investments	105,000.00	0.61%	10/25/2024	10/25/2021	0.61%	55	104,305.38
FHLB Note (3130APQ81)	Red Tree Investments	100,000.00	1.00%	11/8/2024	11/8/2021	1.00%	69	99,179.39
FHLM Note (3134GWZV1)	Red Tree Investments	95,000.00	0.65%	10/22/2025	10/23/2020	0.65%	417	91,364.59
FHLM Note (3133EPBJ3)	Red Tree Investments	99,568.00	4.38%	2/23/2026	2/23/2023	4.53%	541	100,256.68
FHLM Note (3130AYCR5)	Red Tree Investments	100,000.00	5.50%	1/22/2027	1/22/2024	5.50%	874	100,008.82
FHLM Note (3134GYUN0)	Red Tree Investments	110,000.00	5.65%	6/28/2027	6/28/2023	5.65%	1,031	109,860.73
FHLB Note (3130B07A1)	Red Tree Investments	100,000.00	6.00%	3/21/2029	3/21/2024	6.00%	1,663	99,984.55
FHLB Note (3130ALKB9)	Red Tree Investments	90,000.00	0.88%	3/17/2026	3/17/2021	0.95%	563	86,558.10
FHLB Bond (3130ALRR7)	Huntington National Bank	1,000,000.00	1.00%	1/15/2026	10/28/2021	1.07%	502	857,370.00
FHLB Consolidated Bond (3130APHG3)	Huntington National Bank	998,846.85	0.61%	9/26/2024	10/22/2021	0.62%	26	997,060.00
FHLB Consolidated Bond (3130APJZ9)	Huntington National Bank	1,000,000.00	1.20%	10/28/2026	10/25/2021	1.31%	788	941,240.00
FHLB Consolidated Bond (3130APKH7)	Huntington National Bank	1,000,000.00	0.70%	10/28/2024	10/22/2021	0.72%	58	993,130.00
FHLB Consolidated Bond (3130APK38)	Huntington National Bank	1,000,000.00	0.88%	6/27/2025	10/22/2021	0.92%	300	968,790.00
<b>U.S. TREASURY NOTES</b>								
US Treasury Note (91282CHQ7)	Red Tree Investments	79,540.62	4.13%	7/31/2028	3/28/2024	4.27%	1,430	81,043.75
US Treasury Note (91282CJR3)	Red Tree Investments	98,753.91	3.75%	12/31/2028	1/19/2024	4.03%	1,583	99,984.37
US Treasury Note (91282CJR3)	Red Tree Investments	99,531.25	3.75%	12/31/2028	8/12/2024	3.87%	1,583	99,984.37
US Treasury Note (91282CKT7)	Red Tree Investments	114,676.79	4.50%	5/31/2029	5/31/2024	4.56%	1,734	118,795.90
US Treasury Note (91282CEV9)	Red Tree Investments	112,641.60	3.25%	6/30/2029	8/30/2024	3.72%	1,764	112,425.98
US Treasury Note (91282CLC3)	Red Tree Investments	99,366.83	4.00%	7/31/2029	7/31/2024	4.14%	1,795	101,179.69
<b>CERTIFICATES OF DEPOSIT</b>								
Certificate of Deposit (15131XFF9)	Red Tree Investments	99,900.00	4.50%	1/31/2025	1/31/2023	4.55%	153	99,846.48
Certificate of Deposit (856285TF8)	Red Tree Investments	247,132.00	1.60%	4/29/2025	4/29/2020	1.67%	241	243,052.53
Certificate of Deposit (02589AF31)	Huntington National Bank	250,000.00	5.00%	9/21/2026	9/15/2023	4.99%	751	254,892.50
Certificate of Deposit (254676AN9)	Huntington National Bank	250,000.00	5.00%	9/21/2026	9/15/2023	4.99%	751	254,892.50
Certificate of Deposit (66476QED6)	Huntington National Bank	250,000.00	5.20%	9/22/2025	9/15/2023	5.20%	387	251,992.50
Certificate of Deposit (8562853P4)	Huntington National Bank	250,000.00	5.25%	9/22/2025	9/15/2023	5.25%	387	252,120.00
Certificate of Deposit (87165H2V1)	Huntington National Bank	250,000.00	5.25%	9/22/2025	9/15/2023	5.25%	387	252,120.00
Certificate of Deposit (89235MLQ2)	Huntington National Bank	250,000.00	0.65%	9/16/2024	9/13/2021	0.66%	16	249,485.00
Money Market (ICS Acct)	Huntington National Bank	4,743,837.73	4.80%	8/31/2024	8/31/2024	4.80%	-	4,743,837.73
<b>COMMERICAL PAPER</b>								
Commerical Paper (45685QJA8)	Red Tree Investments	97,560.72	0.00%	9/10/2024	3/28/2024	5.42%	10	99,837.60
Commerical Paper (89119AJT6)	Red Tree Investments	113,404.66	0.00%	9/27/2024	6/26/2024	5.45%	27	114,530.22
Commerical Paper (89233GK47)	Red Tree Investments	106,004.52	0.00%	10/4/2024	1/17/2024	5.20%	34	109,437.24
Commerical Paper (06054NRH6)	Red Tree Investments	101,030.01	0.00%	4/17/2025	7/22/2024	5.26%	229	101,856.61
Commerical Paper (62479LST3)	Red Tree Investments	111,032.50	0.00%	5/27/2025	8/30/2024	4.76%	269	111,085.05
Commercial Paper (17277AQS9)	Huntington National Bank	1,614,009.69	0.00%	3/26/2025	8/13/2024	N/A	207	1,615,017.74
Commercial Paper (22533TNQ5)	Huntington National Bank	1,734,159.74	0.00%	1/24/2025	4/29/2024	N/A	146	1,764,205.52
Commerical Paper (45685QPJ2)	Huntington National Bank	1,140,776.70	0.00%	2/18/2025	7/17/2024	N/A	171	1,148,670.89
Commercial Paper (55607KNM4)	Huntington National Bank	1,089,541.48	0.00%	1/21/2025	5/20/2024	N/A	143	1,103,085.00
Commerical Paper (62479LKU8)	Huntington National Bank	1,148,382.31	0.00%	10/28/2024	2/1/2024	N/A	58	1,179,975.62

Commerical Paper (78O15CR95)	Huntington National Bank	1,253,347.62	0.00%	4/9/2025	7/12/2014	N/A	221	1,263,604.37
Commerical Paper (83368YNR4)	Huntington National Bank	2,217,383.97	0.00%	3/21/2025	6/27/2024	N/A	202	2,239,173.40
Commerical Paper (8923AON74)	Huntington National Bank	1,928,485.34	0.00%	1/7/2025	4/12/2024	N/A	129	1,964,827.78
<b>MONEY MARKET FUND</b>								
Money Market (USBMMF)	Red Tree Investments	119,114.72	5.16%	8/31/2024	8/31/2024	5.14%	-	119,114.72
Money Market	Star Ohio General Fund	11,120,744.89	5.42%	8/31/2024	8/31/2024	5.42%	-	11,120,744.89
Money Market	Star Ohio Expendable Trust Scholarships	170,831.26	5.42%	8/31/2024	8/31/2024	5.42%	-	170,831.26
Money Market	Star Ohio Nonexpendable Trust Scholarships	130,758.60	5.42%	8/31/2024	8/31/2024	5.42%	-	130,758.60
Money Market	Star Ohio Retainage	44,820.68	5.42%	8/31/2024	8/31/2024	5.42%	-	44,820.68
Money Market	Star Ohio Construction Retainage	2,570.32	5.42%	8/31/2024	8/31/2024	5.42%	-	2,570.32
Money Market (HCS-020103)	Huntington National Bank	9,848.95	4.79%	8/31/2024	8/31/2024	4.79%	-	9,848.95
Total Portfolio		<u>\$37,247,604</u>						<u>\$37,178,758</u>
<b>Weighted Average Yield and Days to Maturity</b>								

**8/31/2024**

TOTALS	
U.S. Government Agency Notes	\$ 5,549,108.24
U.S. Treasury Notes	\$ 613,414.06
Certificates of Deposit	\$ 6,602,239.24
Commercial Paper	\$ 12,815,307.04
Money Market Fund	\$ 11,598,689.42
	<u>\$ 37,178,758.00</u>



**Lebanon City School District**  
**Interest Income for Month Ending August 31, 2024**

Fund Name	Fund Number	Fund Balance	% of Total Fund Balance	Interest to be Allocated	Interest to Post
General Fund	001	\$ 33,967,733.73	69.92%	\$ 142,968.66	\$ 99,968.61
Bond Retirement Fund	002	\$ 9,821,737.05	20.22%	\$ 142,968.66	\$ 28,905.83
Lebanon Athletics Facilities PI	003-9008	\$ 318,025.95	0.65%	\$ 142,968.66	\$ 935.97
Capital Projects Fund	003-9099	\$ 2,249,178.57	4.63%	\$ 142,968.66	\$ 6,619.44
Construction Fund	004-9000	\$ 46,373.49	0.10%	\$ 142,968.66	\$ 136.48
Food Service Fund	006	\$ 782,918.74	1.61%	\$ 142,968.66	\$ 2,304.17
Classroom Facilities Maint. Fund	034-0000	\$ 815,797.01	1.68%	\$ 142,968.66	\$ 2,400.93
St. Francis Fund	401-90xx	\$ 89,562.45	0.18%	\$ 142,968.66	\$ 263.59
LUMK Fund	401-91xx	\$ 9,337.99	0.02%	\$ 142,968.66	\$ 27.48
Lebanon Christian Fund	401-92xx	\$ 153,399.20	0.32%	\$ 142,968.66	\$ 451.46
Classroom Facilities LFI Share	004-9003	\$ 324,393.01	0.67%	\$ 142,968.66	\$ 954.70
Classroom Facilities Fund State Share	010-9900	\$ -	0.00%	\$ 142,968.66	\$ -
Classroom Facilities Fund Local Share	010-9901	\$ -	0.00%	\$ 142,968.66	\$ -
		<u>\$ 48,578,457.19</u>	<u>100.00%</u>		<u>\$ 142,968.66</u>
					<i>0.00</i>
<u>Expendable Trust Accounts</u>					
Administration Scholarship	007-9003	\$ 1,560.94	0.92%	\$ 783.80	\$ 7.19
Dennis Jeffery Scholarship	007-9006	\$ 122.88	0.07%	\$ 783.80	\$ 0.57
Audrey Aileen Kite Scholarship	007-9007	\$ 139,006.81	81.75%	\$ 783.80	\$ 640.72
Jarod Bennett Scholarship	007-9009	\$ 610.02	0.36%	\$ 783.80	\$ 2.81
Donald L. Palmer Scholarship	007-9013	\$ 8,441.53	4.96%	\$ 783.80	\$ 38.91
Diversity/Achievement Scholarship	007-9017	\$ 550.82	0.32%	\$ 783.80	\$ 2.54
Gloria Taylor Memorial Scholarship	007-9019	\$ 12,065.45	7.10%	\$ 783.80	\$ 55.61
Molly McCool Scholarship	007-9100	\$ 243.19	0.14%	\$ 783.80	\$ 1.12
Rosalee Satchell/Domino's Pizza Scholar	007-9101	\$ 7,445.82	4.38%	\$ 783.80	\$ 34.33
		<u>\$ 170,047.46</u>	<u>100.00%</u>		<u>\$ 783.80</u>
					<i>0.00</i>
<u>Non-Expendable Trust Accounts</u>					
Louisa Wright Scholarship	008-0000	\$ 15,863.74	12.18%	\$ 599.49	\$ 73.04
Michael Rourke Scholarship	008-9001	\$ 3,659.13	2.81%	\$ 599.49	\$ 16.85
Friends of Academics Scholarship	008-9002	\$ 104,318.59	80.12%	\$ 599.49	\$ 480.29
Ron Lefeber Scholarship	008-9004	\$ 6,367.65	4.89%	\$ 599.49	\$ 29.31
		<u>\$ 130,209.11</u>	<u>100.00%</u>		<u>\$ 599.49</u>
					<i>0.00</i>
				Grand Total Interest	<u>\$ 144,351.95</u>